

A Club in South East London  
for people interested  
in wood carving

Visitors are very welcome

# WOODENTOPS


## Newsletter


October 2017

**We meet at:**  
St Johns United Reform Church Hall  
Lynwood Grove Orpington BR6 0BG

**We meet on:**  
The first Saturday of each month  
with additional 'carve-only' meetings  
on many other months.  
Full details of our meetings and  
much more on our website.

Website:  
[www.woodentopswoodcarvers.co.uk](http://www.woodentopswoodcarvers.co.uk)

 Woodentops Wood Carvers

 #Carverofwood

### Picture of the Month



The arresting totems above were found for sale on Alibaba, for \$100. The wood is described as 'high quality' and the country of origin as Thailand. If you want one, go to <https://french.alibaba.com/product-detail/hand-craft-tiki-wooden-totem-high-quality-hand-making-craft-50025493959.html>

Certainly the artist has a penchant for catching the eye!

These are called 'Tiki heads' and samples by other artists are shown to the right.

The one on the left is from <https://s-media-cache-ak0.pinimg.com/originals/df/c9/f3/dfc9f3eca398651eeedd2a44c302b87a.jpg> Saved by Nguyễn Quang Tuyền.

The right-hand image was posted by 'Secret Squirrel' at <http://www.tikiroom.com/tikicentral/bb/viewtopic.php?mode=viewtopic&topic=46349&forum=7&start=75> who says on that website:

*Here's my newest tiki carving that I just finished carving a few days ago. I've been slowly working on this tiki for a while. It's 18"Hx6"W carved from black walnut with a tung oil finish. This is the largest tiki that I've carved so far. I learned some new things while carving this tiki.* Keep going, Secret Squirrel – you are an impressive carver.



## Wood Chips



As a carver, do you want to bring wood right into your home? Delight your partner with this wood grain effect non slip rug, just to remind him or her that you are a carver (in case they've forgotten) available from Twinkle

Details at:

[https://www.twinkledeals.com/floor-carpets/cracked-wood-pattern-flannel-antiskid/p\\_1016209.html?lkid=155037&utm\\_source=pinterest\\_AMY&utm\\_medium=pinterest\\_Home&utm\\_campaign=PIN\\_155037&pp=0](https://www.twinkledeals.com/floor-carpets/cracked-wood-pattern-flannel-antiskid/p_1016209.html?lkid=155037&utm_source=pinterest_AMY&utm_medium=pinterest_Home&utm_campaign=PIN_155037&pp=0)



Carving on a pin-head? Yes, pretty much. From <http://joyreactor.com/tag/carving>

## World Wood Day

The **2017 World Wood Day** successfully concluded in Long Beach, California. Participants from 85 countries and regions embraced the theme Roots to review our identity, culture and interrelationship with nature and wood. We hope the joy, enthusiasm and inspiration experienced during the event will strengthen our shared passion of wood and firmly recognize wood as an eco-friendly and renewable biomaterial for a sustainable future. Photos and videos will be updated regularly to the 2017 WWD official website <http://www.worldwoodday.org/2017/folkart?a=230105687>  
<http://www.worldwoodday.org/2017/folkart?a=230105687>

## Make your own Kiridashi Knives ??

The Kiridashi knife is a traditional wood carving knife, widely used in Japan. But it also is a marking knife, used by almost all the Japanese carpenters, as well as a versatile tool for general use. Translated to English, 'kiridashi' means 'to carve out' in Japanese.

When I saw an article about making your own, I thought I might try to have a go, but after seeing that it involved choosing your own special type of steel, making your own mini-forge, grinding, hardening and tempering, I decided that I just didn't have the equipment –or time!

But if you want to have a go, there's a great video on how to do it at video at <https://youtu.be/AKnY7bLLaSo> and written details at [http://www.instructables.com/id/DIY-Kiridashi-Knives/?utm\\_content=buffer39a09&utm\\_medium=social&utm\\_source=pinterest.com&utm\\_campaign=buffer](http://www.instructables.com/id/DIY-Kiridashi-Knives/?utm_content=buffer39a09&utm_medium=social&utm_source=pinterest.com&utm_campaign=buffer).

The knives do look great, but there are plenty of specialist skills and equipment needed to get there!



# Club Project - Leaves!

## Rules (such as they are)

- Your leaf should be in a piece of wood no more than 150mm x 150mm (It can be as thick as you like)
- Carve a relief or 'in the round' – as you wish
- The target date for completion is Christmas 2017



A reminder that the Club has decided on its new project for members: carving a leaf in relief in a square piece of wood of your choice 150mm x 150mm.

We aim to get it complete by Christmas, so how is yours going?

Here (and on the following two pages) are some ideas to get you started. The four templates, if you want to use one of them, should be to scale (ie within the 150mm x 150mm boundary if you print out on a standard A4 printer. Then use carbon paper to trace the edges onto your wood block.

**Club  
Project  
-  
Leaves!**

Rules (such as they are)

- Your leaf should be in a piece of wood no more than 150mm x 150mm (It can be as thick as you like)
- Carve a relief or 'in the round' – as you wish
- The target date for completion is Christmas 2017



# Club Project – Leaves!



[https://img0.etsystatic.com/000/0/5882041/i1\\_fullxfull.148080378.jpg](https://img0.etsystatic.com/000/0/5882041/i1_fullxfull.148080378.jpg)



[http://www.heartwoodcarving.com/shop/images/th2\\_ON-OAK-R1\\_web.jpg](http://www.heartwoodcarving.com/shop/images/th2_ON-OAK-R1_web.jpg)

## Inspiration!



[https://img0.etsystatic.com/000/0/5882041/i1\\_fullxfull.148080378.jpg](https://img0.etsystatic.com/000/0/5882041/i1_fullxfull.148080378.jpg)

<http://profitablehobbies.com/wp-content/uploads/2010/03/Wood-Leaves-2-500pix.gif>



[https://img1.etsystatic.com/002/1/6947140/i1\\_570xN.371449827\\_r9ru.jpg](https://img1.etsystatic.com/002/1/6947140/i1_570xN.371449827_r9ru.jpg)



[https://img1.etsystatic.com/000/0/5951189/i1\\_570xN.208577037.jpg](https://img1.etsystatic.com/000/0/5951189/i1_570xN.208577037.jpg)



[https://img0.etsystatic.com/000/0/5882041/i1\\_fullxfull.148080378.jpg](https://img0.etsystatic.com/000/0/5882041/i1_fullxfull.148080378.jpg)

## Web Wonders


What imagination! I've seen laminated plywood, glued together to form blocks and used for carving (notably Bill Prickett's marvellous wildlife studies) but this is something a little different, from **Itsek Cohen**. This is from his Facebook page (<https://www.facebook.com/itsik.cohen.71?pnref=lhc.friends>). Bottom right is his workshop, which gives me heart as it's just about as untidy as my garage!



Below, rather a nice fox relief design which could be used as a large decorative piece or a small badge or brooch. Saved by Campbell Pierce (<https://www.pinterest.co.uk/piemaster2020/>) at <https://i.pinimg.com/originals/9d/25/91/9d2591703a7a260fbee1e1443c7bd2e2.jpg>



To the right, found at <https://www.pinterest.co.uk/pin/78461218488372661/> with the comment: 'Donnez-lui du viagra!'



To the right, and another good storage idea with some screw-threaded metal rods and plywood, from <https://www.pinterest.co.uk/pin/767160117745449876/>



# Shots from the Ripley Garden Party

Over the summer we excelled ourselves with stands demonstrating and parading our works at three summer fetes – Jeskyns Open Day, Ripley Arts Centre Summer Garden Party and at the Cudham Summer Fair. These are shots from Ripley. The Mayor of Bromley showed great interest in our stand, accompanied, we assumed, by her Deputy.

David and Mary explain the finer points of carving to the Mayor and her deputy



It was fascinating to see the huge tactile attraction that the carvings had for little children. These two couldn't keep their hands off the carvings, just to feel the textures and shapes.



# Events

Some whacky 3D works at **Nature Morte** this Autumn at Guildhall Art Gallery (off Gresham Street) London EC2V 5AE  
 £8, concs £6, under 12s FREE | 7 September 2017 - 2 April 2018. The blurb says:

**Confront what it means to be human**

Explore the transience of time and the problem of mortality as the 16th-century tradition of still life meets modern art in Guildhall Art Gallery's new exhibition Nature Morte. Go beyond the two-dimensional as 100 works of art on the themes of flora, fauna, the domestic object, food and vanitas, invite you to pause and look anew at the human condition.

Who knows – this could inspire your next wood carving



## Sculpt at Kew

See more than 70 sculptures set within the unique landscapes of our Gardens. **18 September to 15 October.** Discover Handmade in Britain's innovative new exhibition, Sculpt at Kew, and see more than 70 sculptures set against the historic backdrop of our world famous gardens.

Stroll through the Gardens to find pieces from over 30 renowned British and international artists.

Enjoy beautiful figurative, abstract and modern sculptures in a range of media including ceramics, bronze, glass and **woodwork**.

Artists include British sculptor Simon Gudgeon and international artist Mark Dedrie, alongside incredible life-size animals by Piers Mason and Hamish Mackie, and figurative pieces by Paul Vanstone.

Discover a wide range of work and styles, with the chance to view and purchase original works of contemporary art.

# The Club

<b>Leader:</b>	<i>Ann High</i>	<i>01689 859617</i>	<i>highmorton@tiscali.co.uk</i>
<b>Treasurer</b>	<i>Cathy Thomas</i>	<i>01689 829646</i>	<i>Thomascathy@virginmedia.com</i>
<b>Secretary/ Newsletter</b>	<i>Clive Nash</i>	<i>0208 4648902</i>	<i>clivewoodentops@outlook.com</i>
<b>Beverage provision</b>	<i>Mary Paddick</i>	<i>07929 051373</i>	<i>Marye.paddick@sky.com</i>
<b>Committee</b>	<i>Terry Vincent</i>	<i>01689 827680</i>	<i>terence.vincent@mypostoffice.co.uk</i>
<b>Committee</b>	<i>Tom Young</i>	<i>01689 851500</i>	<i>thomas.young67@ntlworld.com</i>

*Members are reminded that if they demonstrate at an event on their own, they MUST tell Leader Ann to help ensure they are fully covered by the provisions of the insurance arrangements in place.*

**Cakes for October meeting:**

**Cathy**

**The next 2017 Main Meeting**  
**(Carving, coffee & cake, an opportunity to bring guests and potential new members) will be from 9am to 1pm, Saturday 7 October 2017**

**There is an additional mid-month meeting in October.**  
**The October 'no-frills' meeting will be held on Saturday 21 October, from 9am to 1pm (in the 'Link' area)**



**All our meeting dates and other information are shown on our website [www.woodentopswoodcarvers.co.uk](http://www.woodentopswoodcarvers.co.uk)**