



A Club in South East London  
for people interested  
in wood carving

Visitors are very welcome

Website:  
[www.woodentopswoodcarvers.co.uk](http://www.woodentopswoodcarvers.co.uk)

 Woodentops Wood Carvers  
 #Carverofwood

# WOODENTOPS

## Newsletter

November 2018

We meet at:

St Johns United Reform Church Hall  
Lynwood Grove Orpington BR6 0BG

We meet on:

The first Saturday of each month  
with additional 'carve-only' meetings  
on many other months.

Full details of our meetings and  
much more on our website.

### Pictures of the Month: Artist Malgorzata Chodakowska



These beautiful willowy wooden sculptures are the creation of German artist Malgorzata Chodakowska. She doesn't just work in wood, and her website (<http://www.skulptur-chodakowska.de/startseite/>) gives much more information about her work, and her motivation, with many beautiful examples. See also her YouTube videos, at <https://www.youtube.com/watch?v=yMGc71NnX3o> and [https://www.youtube.com/watch?v=i7ntrUC\\_eAY](https://www.youtube.com/watch?v=i7ntrUC_eAY). She is indeed a gifted lady.

# Variable Speed Portable Band Saw



This might help when you are trying to cut that difficult piece of timber. Quite a new idea, this is a **portable band saw**. Several makes are available, including Makita, and DeWalt. Add it to your Christmas present wish list, perhaps.

<https://atelierdubricoleur.wordpress.com/2018/09/25/my-new-variable-speed-portable-band-saw-ma-nouvelle-scie-a-ruban-portative-a-vitesse-variable/>

## Storage...



You know I love storage ideas, and this is another one. Every little helps!  
From

[https://www.pinterest.co.uk/pin/480829697709148549/?utm\\_campaign=category\\_rp&e\\_t=593714aea3414c88b22c36bf40fd1cd2&utm\\_content=480829697709148549&utm\\_source=31&utm\\_term=7&utm\\_medium=2012](https://www.pinterest.co.uk/pin/480829697709148549/?utm_campaign=category_rp&e_t=593714aea3414c88b22c36bf40fd1cd2&utm_content=480829697709148549&utm_source=31&utm_term=7&utm_medium=2012)



## ..And Safe Storage

(From:

<https://atelierdubricoleur.wordpress.com/2018/10/15/safe-tool-ouil-plus-securitaire/>

Here is one of my scariest tools. A simple empty lip balm tube makes this one safe!



Carving a Pumpkin:

Expectation



Reality



This Pumpkin story (left) is from <http://wanna-joke.com/wp-content/uploads/2013/11/funny-picture-carving-pumpkin-expectation-reality.jpg>

I know we can all do better than this, so lets try, as Halloween approaches. Have a go at the third example, perhaps, or the ghastly one above (from [http://2.bp.blogspot.com/DahvN8dNALY/TNacJC\\_xcsI/AAAAAAAAAB0c/CuLxTjUBgY/s1600/Pumpkin+Carving+1.jpg](http://2.bp.blogspot.com/DahvN8dNALY/TNacJC_xcsI/AAAAAAAAAB0c/CuLxTjUBgY/s1600/Pumpkin+Carving+1.jpg))

# Your Workstation

We all carve in different ways and with different facilities. But I bet there are times when you have had an aching bad after a good carving session! Here are a few tips that might help. They are from:

[https://www.ccohs.ca/oshanswers/ergonomics/standing/standing\\_basic.html](https://www.ccohs.ca/oshanswers/ergonomics/standing/standing_basic.html)

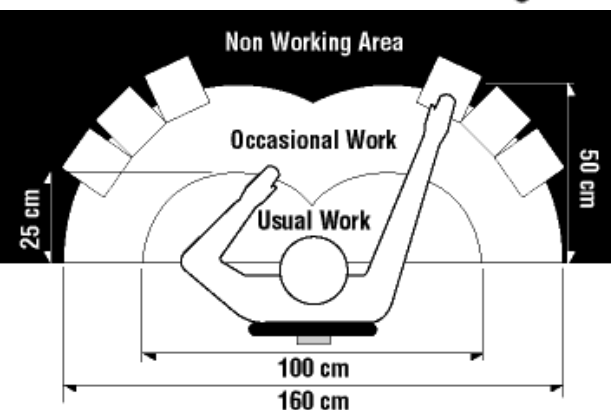
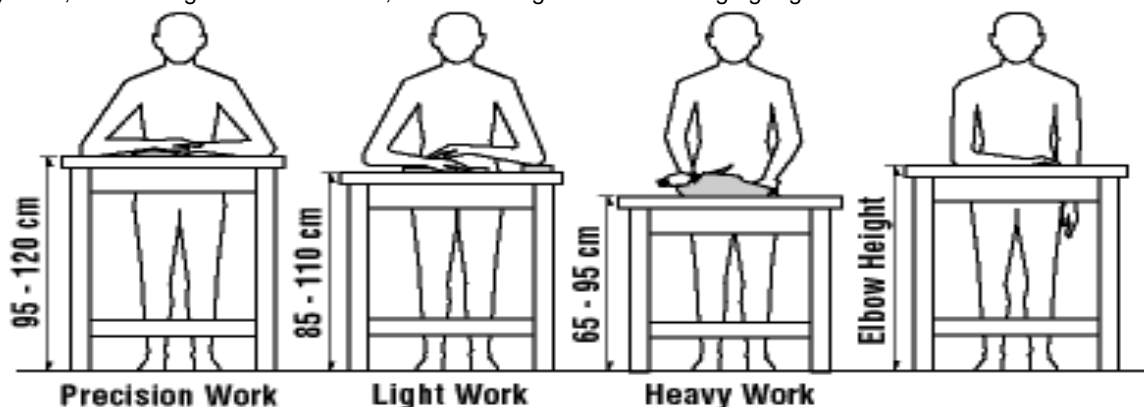
You may not be able to use all these tips when we meet to carve in the Church Hall, but think about them in your carving set up in your workshop or garage at home.

**What is an example of a workstation designed for a standing worker?**

Workplace design should fit the variety of workers' shapes and sizes and provide support for the completion of different tasks.

Different tasks require different work surface heights:

- Precision work, such as detailed carving – about 5 cm above elbow height; elbow support is needed.
- Light work, about 5-10 cm below elbow height.
- Heavy work, demanding downward forces, such as using a mallet and large gouge – from 20-40 cm below elbow height.



**What can you do to reduce the discomfort of working in a standing position?**


Adjust the height of the work according to body dimensions, using elbow height as a guide.

- Organize your work so that the usual operations are done within easy reach.
- Always face the object of work.
- Keep body close to the work.
- Adjust the workplace to get enough space to change working position.
- Use a foot rail or portable footrest to shift body weight from both to one or the other leg.
- Use a seat whenever possible while working, or at least when the work process allows for rest.

**Flooring is important too. As well as the obvious of keeping work areas clean:**

- Avoid standing on a concrete floor if you can. Recommended for standing work are wooden, cork or rubber covered floors. Rubber or synthetic floor tiles are readily available. You can cover concrete floors with mats, but use those with slanted edges on mats to help prevent tripping.
- Ensure that the floors are level and non-slippery.
- Do not use thick foam-rubber mats. Too much cushioning can cause fatigue and increase the hazard of tripping.

# Bushcraft

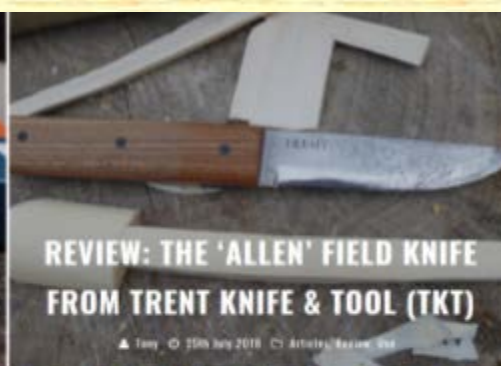


Now here's an interesting website:

[www.bushcraftuk.com](http://www.bushcraftuk.com).

Currently on the site, among many other fascinating articles, there is an interview with a British knife maker and an article on making an adze. Worth a look.. There are plenty of carving articles at

<https://bushcraftuk.com/tag/carving/>



## Carving in the Community



Clockwise from above - A full-size deer carved from driftwood, spotted in a yard on the main road into Edenbridge, Kent, a crocodile appearing out of a stump in the Pump Gardens, Leamington Spa, and carved sticks in the Studio at Chartwell, Churchill's house, including one of the head of the great man himself.


**If I can spot these things, why can't you?**

Send your shots to me at [clivewoodentops@outlook.com](mailto:clivewoodentops@outlook.com)

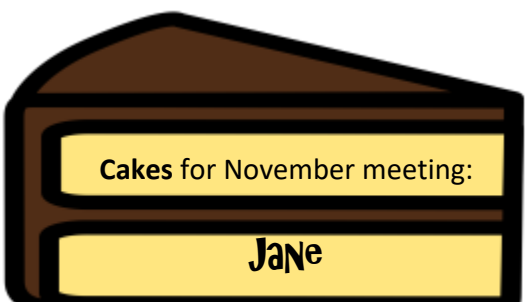


# The Club

- Our Christmas Meal is 8 December, 7 pm for 7.30pm, in our usual Hall. Everyone brings a dish or other contribution. Please let Ann know what your choice of dish to bring will be (her details below) Should be a great evening!
- We will hold monthly raffles to raise money for our new gazebo. We will also have a 'contribution box' for coffees and cakes in our break, again to help raise pounds for our pergola.
- We have a new set of safety rules to be used in the Club. To get your copy, please see Ann. In due course it will appear on the website.
- For next year, our subscription will cost an additional £10 for those not in the BWA, as the BWA gives us money back for those members in that august body. (The subs are still a snip, and we remain the best value club in town).
- As well as starter projects on the website (with more to come) Ann has compiled a Projects File with lots of great ideas for your next carving. See her to view it.
- The BWA has a New Members Competition who can submit it within 20 months of joining. There is a £250 prize! The deadline for the next competition is **31 January 2019**. See Ann or any committee member for full details.
- **The deadline for the Club's leaf-carving competition is fast approaching: the deadline is Christmas 2018.**



Leader:	Ann High	01689 859617	highmorton@tiscali.co.uk
Treasurer	Cathy Thomas	01689 829646	Thomascathy@virginmedia.com
Secretary/ Newsletter	Clive Nash	0208 4648902	clivewoodentops@outlook.com
Beverage provision	Mary Paddick	07929 051373	Marye.paddick@sky.com
Committee	Tom Young	01689 851500	thomas.young67@ntlworld.com



**The next Main Meeting**  
**(Carving, coffee & cake, an opportunity to bring guests and potential new members) will be from**  
**9am to 1pm,**  
**Saturday 3 November 2018**

---

**All our meeting dates and other information are shown on our website [www.woodentopswoodcarvers.co.uk](http://www.woodentopswoodcarvers.co.uk)**



*Members are reminded that if they demonstrate at an event on their own, they MUST tell Leader Ann to help ensure they are fully covered by the provisions of the insurance arrangements in place.*