



A Club in South East London
for people interested
in wood carving

Visitors are very welcome

Website:
www.woodentopwoodcarvers.co.uk

 Woodentops Wood Carvers

 #Carverofwood

WOODENTIOPS

Newsletter

May 2018

We meet at:


St Johns United Reform Church Hall
Lynwood Grove Orpington BR6 0BG

We meet on:

The first Saturday of each month
with additional 'carve-only' meetings
on many other months.

Full details of our meetings and
much more on our website.

Picture of the Month

 **Boddy Duke Arts**

Want to know how this extraordinary thing (all wood, carved) was created? See the video at <https://www.facebook.com/groups/1116272145073125/permalink/1918210204879311/>



Continuing the theme, Jan Osborne published this 'liquid tree', on the left, The sculpture is by Rolf Nicolin

See it at
https://www.pinterest.co.uk/pin/AY02DS3CR4nOg1MR9uMnS_yBP1m0QrAFW6BjNR1Bf5S7_OpWDOUwYxU/

Items From Well-Organised People ...



..neither of which are mine, I would add. The first from https://i.pinimg.com/originals/cf/af/e4/cfafe4cb4f652dd57948c10c22942e08.jpg?epik=0GtbOE_IWX311, the second from http://craftingpractice.com/custom-lazy-susan-drill-bit-holder-each-size-has-its-own-dedicated-place/?epik=0_dbOE_IWX311

Body-sculpting



Would that wight-loss was so easy – but great carving! Couldn't find the carver's name, but more detail at <https://funnyjunk.com/Fat+sculpting/funny-pictures/5712326/> Attributed to www1.kizzitoejam.com



Make a Mallet (in French) and more..

Atelier du Bricoleur (menuiserie)..... Woodworking Hobbyist's Workshop

Home Atelier/2011/Workshop Atelier/Dec. 2017/Workshop 1" = 2.54 cm Trucs/Tips Index

Gabarits/Jigs Index Techniques Outils maison/Homemade Tools Index Search / Rechercher

Projets d'atelier/Shop Projects Index Projets rapides/Quick Projects Index Meubles/Furniture Index

Most Viewed/Les plus vus Homemade Hardware/Quincaillerie

Lots of great wood projects on this site

Here's an interesting site, in French but translations in English too. It's at <https://atelierdubricoleur.wordpress.com/>
An article from this fascinating French journal – how to make your own mallet – is summarised below. The full thing is at <https://atelierdubricoleur.wordpress.com/category/quick-projects-projets-rapides/shop-made-wooden-mallet-fabriquer-un-mallet-en-bois/>
NB Love the words used in translation!



I allowed the head to dry for one full day and all joints are tight.



I'm using this wooden strip to trace a pleasant angle on the business faces of the head while leaving enough room for my fingers to grab the handle.



To safely cut these angles at the table saw, I temporarily secure a cradle to the mitre gauge to support the piece through out the cuts. Note that I'm using the same wooden strip clamped to the saw blade to align this latter with the cut line to set the angle of the mitre gauge.


An American version, ending up with a similar mallet, is at <http://lumberjocks.com/projects/74269>



Perfect and safe cuts.



Here I'm tracing a line with my shop made curve drawing stick to complete the head. I don't mess with ugly tools!



I cut the bulk of the material at the mitre saw and I smooth it out at my shop made disk sander.



The head swung in the bench vise, I'm getting ready to chamfer the three upper edges of each cheek with my trim router outfitted with a chamfering bit, but in two passes because I want to minimize burn marks.



After a light sanding and a good coat of Danish oil, my mallet will be ready to be hung on the wall and admired!

Bikeet ART

Bikeet ART is based in Egypt. The proprietor (I couldn't find his name on the Net) is clearly very talented and likes relief art on a grand scale, with a penchant for horses. Such great work out of what seems to clearly be a rather rudimentary workshop.

More at https://www.facebook.com/pg/Bikeet-ART-616120801859063/about/?ref=page_internal



Wood Spirit



This is a sculpture by Marina Cole at the Melbourne Australia competition in February 2018 ... More great stuff from her at www.chainsawspirit.ca
Marina with her Mother Teresa, right

**2018 Shows
and
Exhibitions –
We'll Be There!
Come Along
and Help If You
Can**

Ann has confirmed that a stall has been booked for us at the **Cudham Show on 27 August 2018**. Its at Cudham Lane South, Kent TN14 7QB and members will be needed to man the stall. Similarly, we will demonstrate on the Bank Holiday Monday at **Ripley's Bank Holiday Garden Party on the Monday, 29 August**. Clearly people may not want to do both, but hopefully we will have enough willing helpers to put on a great show at both events.

On **Saturday 9 June**, the church in which we hold our meetings has its annual **Craft Show**. The Club will be represented, and we hope to lay on a display and participative soap carving.

“Weekend” Project – Carve a Cat in Relief



As reported before, the Club has decided to extend the deadline for our leaf carving project. to **THE END OF THE YEAR (2018)** This is to help ensure that participating members don't rush things! So carry on carving those leaves

Now doing this is a weekend is *really* ambitious in my view. But that's what this **Woodworking Institute** item states. The full instructions are at <https://www.woodworkersinstitute.com/wood-carving/projects/animal-carving/weekend-projects-carve-a-cat-in-relief/>.

And if you don't get it finished, use the cat carrier mentioned in the last issue to dispense with your model.

Leader:	Ann High	01689 859617	highmorton@tiscali.co.uk
Treasurer	Cathy Thomas	01689 829646	Thomascathy@virginmedia.com
Secretary/ Newsletter	Clive Nash	0208 4648902	clivewoodentops@outlook.com
Beverage provision	Mary Paddick	07929 051373	Marye.paddick@sky.com
Committee	Tom Young	01689 851500	thomas.young67@ntlworld.com

Members are reminded that if they demonstrate at an event on their own, they MUST tell Leader Ann to help ensure they are fully covered by the provisions of the insurance arrangements in place.

Remember to bring old sheets for under your work benches or tables when the 'mid-month 'No-Frills' meetings are held in the Link area of the church.

Our AGM will be held at our main June meeting. All Members are eligible to stand for any of the positions.

Cakes for May meeting:
Derek

**The next Main Meeting
(Carving, coffee & cake, an opportunity to bring guests
and potential new members) will be from
9am to 1pm,
Saturday 5 May 2018**



All our meeting dates and other information are shown on our website: www.woodentopwoodcarvers.co.uk