



A Club in South East London
for people interested
in wood carving

Visitors are very welcome

Website:
www.woodentopswoodcarvers.co.uk

 Woodentops Wood Carvers
 #Carverofwood

WOODENTOPS

Newsletter

June 2019

We meet at:

St Johns United Reform Church Hall
Lynwood Grove Orpington BR6 0BG

We meet on:

The first Saturday of each month
with additional 'carve-only' meetings
on many other months.

Full details of our meetings and
much more on our website.

Feathers



Ever tried carving a feather? It's a little like carving a leaf (our previous Club competition) but with some added complexities. Here are a few examples of excellent feather carvings, to help inspire you.

And talking of competitions, it's time to consider the next Club contest – well, not so much of an adversarial event, more a chance to demonstrate and share our skills. No doubt the theme of our next Club Comp. will be discussed at our next meeting in June.

These pics from (clockwise from the left)

https://www.pinterest.co.uk/pin/724235183807865612/?utm_campaign=rdpins&e_t=fb57c133a6674e19992dd95be63eaf47&utm_content=724235183807865612&utm_source=31&utm_term=9&utm_medium=2004

<https://www.pinterest.co.uk/pin/196962183683471695/>

And

https://www.google.ru/search?q=carved+feather&newwindow=1&client=safari&hl=ru&prmd=iv&source=lnms&tbn=isch&sa=X&ved=0CAYQAUoAWoVChMIvrGq_9rJxwIVyYssCh3C4gZJ&biw=320&bih=460#imgrc=ef9CO6erbQPwbM



Carving Clogs

Spotted in the Keukenhof Gardens, Amsterdam. What a glorious range of carved clogs. Who would have thought such a range was available!



Your work

This lovely owl was carved by former member of the Club, Sue Medley. Sue left the Club because she moved to Yorkshire.



From Yorkshire, Sue does a fantastic job for us in managing our Woodentops website. Thank you, Sue!

From the BWA Gazette

NEW MEMBERS' COMPETITION - 2020

Once again, the BWA invites all regions to enter a collection of carvings produced by their new members into a national competition.

The aim is to help motivate new members and their clubs, by encouraging participation, involvement and hopefully retention. It is a competition where only new members represent the club. The competition is not for individual carvings but the collection from all entrants from each region. Thus, the prize will go to the region not individuals. To avoid confidence issues and enable entrants from all regions throughout the country to participate, the works need only to be photographed rather than displayed at an exhibition, though hopefully many will be put on show at club activities.

1. Carvings must have been produced by a carver who has joined the BWA within the 20 months prior to the 31st January in which they put forward their work. Thus for entry for 2020 it will be 1st June 2018. This equates to membership number 5474 onwards. Thus some entrants will have been eligible for the

previous competition and this one although they cannot re-submit carvings previously entered.

2. Each piece must have been started and completed within this 20 month period and may only be entered once.

3. The judging committee will comprise of the National Council sitting at that time.

4. The prize will be awarded to the club presenting what in the view of the committee is the 'best' collection. Commendations may also be awarded where deemed appropriate to individual pieces.

5. The judges will be looking at originality, quality of carvings, effort etc. in context. It is the collection from each club as a whole that will be assessed. The number of entrants and pieces will obviously vary but large quantities are not essential.

6. The prize is set at £250.

7. Each piece must be individually

photographed [10 x 8 preferred] and a hard copy sent to the Regional Liaison Co-ordinator. [See address below] Photographs must be received by January 31st 2020. They may be sent as and when they are taken or in bloc but each photograph must have on the back: the name of the carver, their BWA number, the region, the title of the carving and the date of final production. Hard copies will enable the committee to assess each collection and to display examples of the work at the AGM. More than one photograph of an item is permitted if needed to fully display different aspects of the work.

8. It is assumed that the carvings are purely the work of the named carver although hopefully they will have had lots of advice, guidance and tips during the production.


9. Each entrant may, and is encouraged, to put in as many pieces as they have produced within the time constraints.

Postal Address:

Dave Taplin, Portway Cottage, Top Road, Pontesbury, Shropshire, SY50YE.

Make Your Own Mallet

Round mallets are usually considered the best for carving, but a flat-headed one can be just as useful. Here's mine, made from scrap wood. It works a treat.



1. Scrap Baltic pine being cut to shape – salvaged from a very old bench!
2. The mallet head, belt-sanded
3. Oak end pieces being glued to the mallet heads, both sides.
4. The finished mallet head
5. Hole drilled through the mallet head to take the handle. Made square with chisels
6. Slots in the head of the handle (also scrap, cherry wood from an old kitchen cabinet door) to take the slips of wood to hold the handle secure
7. Handle being presented to the head, fully glued
8. The finished mallet, ready for action!

Club Things



Ouch! Feeling a bit squeezed? Well aren't we all, but you can still afford the subs for the British Woodcarving Association. Cathy will collect these at our main June meeting. If you are in the BWA you get a quality woodcarving magazine sent to your home, and a range of other benefits. But perhaps most importantly, it gives you membership of the biggest woodcarving network in the UK, and is your demonstration of supporting woodcarving in this country.

Picture from <https://decominikopic.site/phil-young-stretches-and-turns-wood-wood-is-known/>

Our AGM will be held within our July main meeting.

AGM 2019

There is a BWA New Members Competition. Details and conditions are on the previous page. Prizes are to be won!



A local club has asked for our help. Wendy and Colin Searle, of the Kent Woodworkers' Club, in Sittingbourne, write:

- Hi, we are looking for help this year, at the moment August through to November are empty. We meet at the Axminster store Bobbing on the last Saturday of each month from 2 o'clock. I wonder if any of your members would be able to help by coming to talk to our group [about woodcarving]? We can afford a small fee. My telephone number is 0173277314* Many Thanks.

If anyone is interested, please speak to Ann who will give you the last digit of the number above so you can call them.

Leader:	Ann High	01689 859617	highmorton@tiscali.co.uk
Treasurer	Cathy Thomas	01689 829646	Thomascathy@virginmedia.com
Secretary/ Newsletter	Clive Nash	0208 4648902	clivewoodentops@outlook.com
Beverage provision	Mary Paddick	07929 051373	Marye.paddick@sky.com
Committee	Tom Young	01689 851500	thomas.young67@ntlworld.com



The next Main Meeting (Carving, coffee & cake, an opportunity to bring guests and potential new members) will be from 9am to 1pm, Saturday 1 June 2019 Then a 'No Frills meeting on 22 June ('Link' area)

All our meeting dates and other information are shown on our website www.woodentopswoodcarvers.co.uk



Members are reminded that if they demonstrate at an event on their own, they MUST tell Leader Ann to help ensure they are fully covered by the provisions of the insurance arrangements in place.