



A Club in South East London
for people interested
in wood carving

Visitors are very welcome

Website:
www.woodentopswoodcarvers.co.uk

 Woodentops Wood Carvers

 #Carverofwood

WOODENTOPS

Newsletter

July 2017

We meet at:

St Johns United Reform Church Hall
Lynwood Grove Orpington BR6 0BG

We meet on:

The first Saturday of each month
with additional 'carve-only' meetings
on many other months.

Full details of our meetings and
much more on our website.

More Carvings from Italy

Near Verona in Italy there are numerous vineyards, specialising in wines according to the grape, the soil and the micro-climate – mainly Valpolicella and, close by, Soave. At the **Cofele** vineyard in the **Soave** region some fine wood carvings were spied. Over a glass of wine (or two!), according to the owner of Cefele (picture below right, with his interpreter), these were carved by the coordinator of the local craft group, **Dialma Seno**.



Carver **Dialma** is shown on the left. Her carvings of wine-related objects, in block-shaped wood, are ingenious and tell the story of wine-making from vine to bottle. Her carving in the sphere (see over) is even more intriguing and clever, as the shapes penetrate the whole of the sphere at different angles. See next page.



The grapes bud



The grapes are picked



The grapes



The vine is pruned ready for the next season

The Sphere of Dailma Seno

At first sight, this sphere looks like a clever reverse-relief carving of parents and child, possibly with a religious feel.



Then you realise that the reverse-relief goes straight through the whole of the wood. And this is the case whichever figure is viewed (see shots, left and below).



One is left thinking: 'How did she do that?'. This is a very clever carving indeed.

Dialma Seno can be found on Facebook, but (so far as I know) has no website of her own.

How to clean and de-rust old tools

There are various ways to clean up rusty gouges and other tools. This is one. As carving gouges are expensive, its worth taking the trouble to get rid of any rust on them.

Be sure to work in a well ventilated area and protect your hands and eyes. A mask that will protect you from fumes should also be worn.

Materials:

- White distilled vinegar
- Scrubbing brush or toothbrush you don't plan on using again
- Rags
- Bucket
- nitrile gloves
- Cloth or something to protect your work surface. (This can get messy!)
- Protective oil, such as the environmentally friendly Green Oil (available from green -oil.net) or WD 40
- A mask so you don't inhale the fumes.
- Eye protection .
- Hand protection.

Instructions:

1. Wear the protective clothing noted above.
2. Put the rusty tools in a bucket and cover completely with the vinegar.
3. Leave for a day.
4. Really clean up the tools with the scrubbing brush/toothbrush, wearing the protective clothing.
5. Dry thoroughly and coated them with Green Oil or a substitute. That helps keep them from rusting again.
6. Keep the freshened-up tools in a dry place and/or store them with silica gel packs to absorb moisture
7. Storing them in a wooden tool box can also helps because the wood absorbs the moisture (a metal or plastic one won't).
8. More at https://uk.pinterest.com/topics/wood-carvings/?utm_campaign=interestrecommendations&e_t=1805cf1691124b0b922cfd6323917351&utm_content=905613437356&utm_source=31&utm_term=1&utm_medium=2024



From the Web


How about this for a sharpening station! From <https://uk.pinterest.com/pin/414823815657143988/>



Taking a caning!


This beautiful stick (left) is from <https://uk.pinterest.com/pin/232779874468765483/> but the source is <http://danieltraube.skynetblogs.be/> - one Daniel Traube, on whose website is a large and fascinating collection of carved canes. You will have to visit the website to see the range of canes he has to offer.

To the right is another great example of the art of the carved stick – described by Eric Shun on <https://uk.pinterest.com/pin/650277633666156882/> as sailor work, about 1860, monkey knot on top. Its on sale through Michael German Antiques (<http://www.anticuecane.com/item.php?id=3356>) – no price given.



And more canes – the above sold by Graham Smith Antiques for £245 (<http://www.grahamsmithantiques.com/miscellaneous-c3/sold-archive-c42/victorian-dog-head-handle-walking-stick-p1224>).

To the right from https://walkingsticksandcane.com/products/english-setter-dog-walking-stick?utm_campaign=Pinterest%20Buy%20Button&utm_medium=Social&utm_source=Pinterest&utm_content=pinterest-buy-button-0cf481432-6ee2-4a4e-bfc1-75c86fcab8b8. English Setter



British Woodcarvers Association

Following the BWA AGM, there is a new National Council. Details as follows.

With effect from 1st July 2017 the following Members will constitute the National Council:

Chairman:	Richard Waite.	Email:	chairman@britishwoodcarversassociation.co.uk richardwaite902@btinternet.com
Secretary:	Ken Veal.	Email:	secretary@britishwoodcarversassociation.co.uk ken.veal@btinternet.com
Treasurer:	Tim Holmes.	Email:	treasurer@britishwoodcarversassociation.co.uk tholmesu2@yahoo.com
Membership:	John Tybjerg.	Email:	membership@britishwoodcarversassociation.co.uk johntybjerg@btinternet.com
Regional Liaison:	Eileen Walker	Email:	liaison@britishwoodcarversassociation.co.uk eileenwalker@hotmail.com
Editor:	Jason Townsend.	Email:	editor@britishwoodcarversassociation.co.uk
Website:	Graeme Murray	Email:	webmaster@britishwoodcarversassociation.co.uk gmurray@mailcity.com

European Woodworking Show

The European Woodworking Show is back in September this year – 16 & 17 September. Advance tickets are available now, www.ews2017.com

Firm favourites will be returning including turners Joey Richardson, Mark Hancock, pyrographer extraordinaire Bob Neill, timber hewer Steve Woodley, woodcarvers Peter Berry, Tim Atkins and Dave Johnson, marionette maker Lenka Pavlickova, scroll saw expert Fiona Kingdon, Japanese joint maker Brian Walsh, plus furniture makers David Charlesworth, Dylan Pym, David Barron & Treeincarnated. Willy Rackham, The International Boat Building College, Willow Sculpture by Louise, blacksmith Nic Westerman, knife maker Ord Knives, Dave Wilkins stick maker add variety to the show and every effort will be made to make EWS2017 as diverse and as interesting as possible.

The British Woodcarvers Association (BWA) will be hosting their extremely popular public vote competition.

There will be many familiar tool suppliers including Turners Retreat, Trend Tools & Machinery, Lie-Nielsen Toolworks, Gransfors Bruks axes, Pfeil, Auriou and Flexcut carving tools, Classic Hand Tools, Lincolnshire Woodcraft, Chestnut Products, David Barron Furniture, and a host of other retailers.

GROUP DISCOUNTS FOR WOODCARVING CLUBS The organisers also offer group ticket discounts to clubs where we can supply tickets at £9 each **with a minimum purchase of 10 tickets**. We can have as many tickets as we like (over 10) and they will be posted out to us.

So – are there ten people in the Woodentops who want to go? IF so, we can get a discount! Let Clive know

And Finally...



From Kay Putman, saved to 'Cool Stuff'
A boy left his bike chained to a tree when he went away to war in 1914. He never returned, leaving the tree no choice but to grow around the bike.

From <https://uk.pinterest.com/pin/17592254764487781/>

Club Matters

The Club AGM was held on 3 June 2017. All papers are available from the Secretary. The Leader and all committee members were re-elected, unopposed.

Cakes for July meeting: David
Cakes for August meeting: Derek



Events
 We are having stall at a number of events this summer! All great publicity for us and a chance to spread the word about the pleasures of wood carving.

Sunday 2 July
 Jeskyns Community Woodland, Henhurst Road, Gravesend DA12 3AN · 01474 825118

August Bank Holiday
 Ripley Arts Centre

1/2/3 September 2017
Hever Handmade & Homegrown Festival (TBC)
 We have applied to participate. Confirmation in due course.



Competition or Project for the Woodentops?

Ideas floated at the last meeting were:

- Noah's Ark figures
- Leaves from different trees
- Totem Pole

An idea will be chosen at the next meeting

Members are reminded that if they demonstrate at an event on their own, they MUST tell Ann to help ensure they are fully covered by the provisions of the insurance arrangements in place.

T'Committee

Leader:	<i>Ann High</i>	<i>01689 859617</i>	<i>highmorton@tiscali.co.uk</i>
<i>Treasurer</i>	<i>Cathy Thomas</i>	<i>01689 829646</i>	<i>Thomascathy@virginmedia.com</i>
<i>Secretary/ Newsletter</i>	<i>Clive Nash</i>	<i>0208 4648902</i>	<i>clivewoodentops@outlook.com</i>
<i>Beverage provision</i>	<i>Mary Paddick</i>	<i>07929 051373</i>	<i>Marye.paddick@sky.com</i>
<i>Committee</i>	<i>Terry Vincent</i>	<i>01689 827680</i>	<i>terence.vincent@mypostoffice.co.uk</i>
<i>Committee</i>	<i>Tom Young</i>	<i>01689 851500</i>	<i>thomas.young67@ntlworld.com</i>



The next 2017 Main Meeting
 (Carving, coffee & cake, an opportunity to bring guests and potential new members) will be from
 9am to 1pm,
Saturday 1 July 2017

There are additional mid-month meetings (No frills, no coffee/cake just pure carving)
 All 9am to 1pm, Saturdays

The next 'No Frills' Meeting:
Saturday 15 July 2017
(Held in the Church 'Link' area)

All our meeting dates are shown on our website
www.woodentopswoodcarvers.co.uk