


A Club in South East London
for people interested
in wood carving

Visitors are very welcome

Website:
www.woodentopswoodcarvers.co.uk

 Woodentops Wood Carvers

 #Carverofwood

WOODENIOPS Newsletter

Jan/Feb 2020

We meet at:

St Johns United Reform Church Hall
Lynwood Grove Orpington BR6 0BG

We meet on:

The first Saturday of each month
with additional 'carve-only' meetings
on many other months.

Full details of our meetings and
much more on our website.



From

<https://thumbs.dreamstime.com/t/happy-new-year-wooden-background-133690574.jpg>

With thoughts of New Year's Resolutions, etc., here are some bodies that might inspire you to follow your New Year's diet and exercise regimes. The first (below) seems to have caught Arnie himself passing by. It's from:

<https://www.instagram.com/p/B24DzLOIC8A/>

The second (right) is from

http://imagehost.vendio.com/a/22985881/aview/00_s_MTYwMFgxMDAy_z_jcIAAOSwVFIULw0l_1.JPG

and again might perhaps be a form you would wish to emulate. And of course the pose on the right is a most suitable theme for our **MOVEMENT** competition – due by Easter – if by any chance you are still seeking inspiration for your 'Movement' carving!



Carve a Bear!

by Jack Ekstrom

You'll love this wonderful bear for its beauty and form. It fits perfectly in your hand—like a rubbing stone—and as you caress it and smooth it, its beauty and your serenity will grow.

This is a project for carvers who have some experience in using a knife. Beginning woodcarvers should be aware that there are several crucial points in this carving, and there is a specific series of steps that should be followed so your bear doesn't end up with broken toes, ears, or nose. Put off carving those parts of the anatomy until the very end.

A word about tools: while chisels, gouges, coping saws, and even electric carving tools can be used on

Jack Ekstrom is a writer and illustrator from Colorado Springs, Colorado and a former editor of *The Mallet*, the journal of the National Carvers Museum, for which this new column has been named.

A often used but dang'rous is the paring cut.
It rather deeply slices if thou'd watch thy fingers not.
So if thee be aw hittlin' keep the wood twixt blade and thumb
A knife knows not from knot nor flesh,
Nor which'n is more dumb.
—anonymous

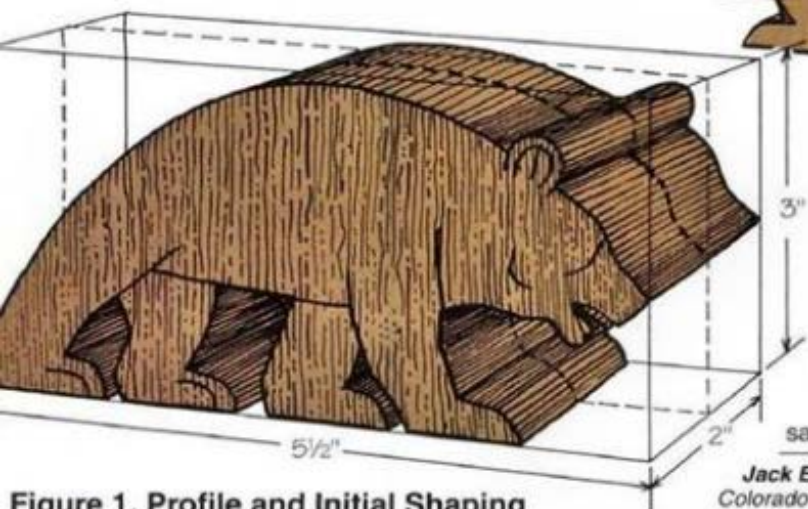



Figure 1. Profile and Initial Shaping



From:

<https://i.pinimg.com/564x/36/59/8f/36598fc079d63cbbf30313228e9bd99d.jpg>

And

<https://i.pinimg.com/originals/f1/75/35/f17535a16f18923072123d5aefb04e15.jpg>



Doing It Small



<https://i.pinimg.com/736x/3c/2a/c4/3c2ac45c301a112d5b59aabb9485b120--wood-carving-for-beginners-whittling-projects.jpg>



From
<http://citube.com/featured/>

Brass Carving Hammer

A nice item from Rutlands to tempt you.

See <https://www.rutlands.co.uk/sp+new-arrivals-chisel-hammer-solid-brass-280g-rutlands+rw1145>

Rutlands says of its product:

'Designed to prolong the life of fine chisels, this brass chisel hammer weighs an impressive 280g. The hammer feels surprisingly weighty in your hand for such a small tool. The head is made from solid 360 brass, an alloy that is both strong and has excellent corrosion resistance.

The head is designed to prevent the chisel from being struck off centre which is often the cause of split and deformed chisel handles. The handle is made from solid ash, favoured for being strong and hardwearing, and is contoured to fit securely and comfortably in the hand.

The compact size allows a finesse touch for those delicate projects but the hammer is also equally adept at exerting more force due to its weight if required. A sound investment for any carver.'

Solid Brass Chisel Hammer

Only £16.95 inc.vat ›



A Grandfather Clock Carved into a Tree



<https://www.ebaumsworld.com/pictures/no-relevance-intended/85461851/?image=85461879>

A Deer Carved Out of a Tree – Just Like That!



<https://diybestjewelryproject.club/sziz>





The Tools and Trades History Society is an educational charity, whose aim is to further the knowledge and understanding of hand tools and the trades in which they were used. Interesting website, featuring 'mystery tools' throughout its history. TATHS has always provided a service to identify puzzling old tools. Queries can come from anyone - museum curators, collectors, or someone clearing out a relative's shed. Whatever the source, TATHS members like the challenge of identifying and explaining mystery objects! These "Whatsits" have been published in our quarterly newsletter - and still will be - but this section of the website will feature a selection of them, generally with bigger pictures than we can print in the newsletter. If you have any answers, or just guesses that might be helpful, you can add them in the comments. To submit a query, take some photos and email them with your question to our Queries Editor, Brian Read, at queries@taths.org.uk.

Another mystery tool



Ed Melusky would like some help to identify this tool. It looks so familiar, but what is it?

[Read more...](#) [1 comment](#)

Another strange tool



Steve Lee asks if we know what this tool was used for.

[Read more...](#) [1 comment](#)

Published: 20 January 2019



The Worshipful Company of Turners

Supporting the Craft, City and Charity for over four hundred years

<https://turnersco.com/company/brochure/>

The Company's **Wizardry in Wood 2020** will be well-worth a visit.

When:

Wednesday 14th
October to
Saturday 17th
October 2020

Where:

Carpenters' Hall,
1 Throgmorton
Ave, London
EC2N 2JJ

Timings: The
exhibition will be
open to the
public from 10
am until 4 pm
each day

Tickets: Early-
bird tickets will
be on sale from
January 2020,
please check back
for

announcements
<https://turnersco.com/turning/wiw/>



Club Stuff

SPRING into action and show us YOUR interpretation of **Movement**. You have till **Easter 2020** to complete your wooden work of art

Club Project: Movement



From now on we plan a monthly raffle to boost our coffers. If you have anything worth raffling, that you would like to donate, please bring it along to the next meeting



Your Club subscription is now due: for the great price of £35 for the whole year including teas and coffees and cake. Please bring cheques or cash to the meeting, if you have not paid already.

'No Frills' meetings for 2020 will all take place on the **THIRD** Saturday of each month except in June when it will be on **27 June**. Something to add to your diary now!



The Club mallet is missing: has anyone picked it up by mistake?

T'Committee

| | | | |
|-----------------------|-------------------------|--------------|--|
| Leader: | Ann High | 01689 859617 | highmorton@tiscali.co.uk |
| Treasurer | Andrew Cheesman | 07843 274363 | andrew.cheesman@hotmail.co.uk |
| Secretary/ Newsletter | Clive Nash | 0208 4648902 | clivewoodentops@outlook.com |
| Catering | Jane and Paul Mannering | 01622 297834 | paulmannering62@gmail.com slipknotdesign7@hotmail.co.uk |
| Committee Member | Tom Young | 01689 851500 | thomas.young67@ntlworld.com |

Cakes for February Meeting:

Lawrie

The next Main Meeting (Carving, coffee & cake, an opportunity to bring guests and potential new members) will be from 9am to 1pm, **Saturday 1 February 2020**
Next 'No Frills' Meeting: 15 February 2020

All our meeting dates and other information are shown on our website www.woodentopswoodcarvers.co.uk



Members are reminded that if they demonstrate at an event on their own, they **MUST** tell Leader Ann to help ensure they are fully covered by the provisions of the insurance arrangements in place.