



A Club in South East London
for people interested
in wood carving

Visitors are very welcome

Website:
www.woodentopswoodcarvers.co.uk

 Woodentops Wood Carvers
 #Carverofwood

WOODENTOPS

Newsletter

February 2018

We meet at:

St Johns United Reform Church Hall
Lynwood Grove Orpington BR6 0BG

We meet on:

The first Saturday of each month
with additional 'carve-only' meetings
on many other months.

Full details of our meetings and
much more on our website.

Picture of the Month



RIGHT: This most impressive carving is from 'Engraving on Wood' (a modest carver who doesn't want to give his or her name perhaps?) Great workmanship. As one of his commenters has noted on his page: ['Very Niiiiiiiice Mon Patron'](#)

More of this carvers work is below. Find it at https://www.facebook.com/engraving.onwood.1?hc_ref=ARSUUuTeZ99bNiGS9gQX0Sz5LU28-mj-JJr43sxSWZap3OR2WAIXrevXgMmavdQPA8k&pnref=story



Spend Your Christmas Present Money On Carving Books



Whether or not book tokens still exist, people sometimes get vouchers as Christmas presents and what better way to spend them than on carving books. Here is a selection.

Amazon references are given but there are plenty of other suppliers – try your local book shop for starters, which can often order them in.

Wood Carving for Beginners Paperback by Charles H. Hayward

This early work on wood carving is both expensive and hard to find in its first edition. It contains details of the tools, materials and techniques involved in different styles of wood carving. This is a fascinating work and highly recommended for anyone interested in the art of the decorative woodwork. Many of the earliest books, particularly those dating back to the 1900s and before, are now extremely scarce. We are republishing these classic works in affordable, high quality, modern editions, using the original text and artwork.

Great artwork –solid advice. From Amazon at about £12 - https://www.amazon.co.uk/Wood-Carving-Beginners-Charles-Hayward/dp/1447410157/ref=tmm_pap_title_0?_encoding=UTF8&qid=&sr=




Chris Pye's Woodcarving Course & Reference Manual: A Beginner's Guide to Traditional Techniques (Woodcarving Illustrated)

Chris Pye's works are always solid and well produced. This is no exception. Like any good instructor, Pye includes practice exercises to make you comfortable with the tools and techniques so you can build your skills and carve with confidence. Pye's conversational teaching style will encourage you as you follow the step-by-step instructions and work on a number of motifs, as well as projects for low, high, and pierced relief, and in-the-round. Projects described include four types of moulding, a koi carpin three levels of relief carving, a baseball cap in-the-round and a wren in-the-round. From amazon (about £15) at https://www.amazon.co.uk/Chris-Woodcarving-Course-Reference-Manual/dp/1565234561/ref=pd_sbs_14_1?_encoding=UTF8&psc=1&refRID=A5HXM8X0AMJ88X5W3Y3Z

Creative Woodcarving for Beginners by Reinhold Budeker

Fifty projects here, using chip carving as well as edge-tool techniques. Templates and instructions are included. The projects range from front-door house numbers to a fire-breathing dragon. Every step is illustrated with photos, right up to applying finishes such as paint, varnish, burning, or oiling. Ref: https://www.amazon.co.uk/Creative-Woodcarving-Beginners-Reinhold-Budeker/dp/1600595863/ref=pd_sbs_14_6?_encoding=UTF8&psc=1&refRID=429GDJJDV7PDJ6NED1H0




How to Carve Wood: A Book of Projects and Techniques (Fine Woodworking Book) by Rick Butz

Another older book (1984) – as it's still in print you know its good because it has stood the test of time. Great photos and descriptions. About £15 from Amazon: https://www.amazon.co.uk/How-Carve-Wood-Techniques-Woodworking/dp/0918804205/ref=pd_bxgy_14_img_2?_encoding=UTF8&psc=1&refRID=4PG1VRY21TRSCZNE2FDF

Artistic Relief Patterns for Woodcarvers, Woodburners and Crafters (Woodcarving Illustrated Books) Paperback by Lora S. Irish.

Small and beautiful patterns, ideal for carving, The patterns are provided in two detailed varieties: a line drawing for transferring and a shaded variety for illustrating depth and shadow. For new carvers Irish demonstrates the whole carving process from start to finish and also explains the tools you'll need, the appropriate woods to use and how to achieve the appropriate levels of depth in a relief carving. Go to: https://www.amazon.co.uk/gp/product/1565233999/ref=pe_2030511_234128271_em_1p_4_ti



Also : The Book of Wood Carving: Techniques, Designs and Projects (Dover Woodworking)

https://www.amazon.co.uk/Book-Wood-Carving-Techniques-Woodworking/dp/0486236544/ref=pd_sbs_14_10?_encoding=UTF8&psc=1&refRID=1X7P9R1K7XGJJS8X3BT2

Electric Grinder/Polishers

One or two in the Club have admired my small grinder, which I use to drive power carving bits. The key benefit of the thing is that it has a variable speed. I've noticed that this is now BACK IN STOCK at Amazon with free delivery.

Details at https://www.amazon.co.uk/dp/B008CND70C?ref_=pe_747761_41185591 A snip at £42.

I also noticed that Rutlands is offering a similar sort of tool, though I have no experience of this one – it's at

https://www.amazon.co.uk/gp/product/B0765KZ6WC/ref=pe_2270671_234130411_em_1p_8_ti and is the second photo below.



3" 70MM Multi-function Electric Bench Grinder Polisher Drilling W/ Shaft 100081

Get a £5 promo code with the Amazon App. [Learn more](#)

by Merry Tools

★★★★★ * 6 customer reviews

Price: **£41.99** FREE UK delivery.

In stock.

Get it as soon as 3 - 5 Jan. when you choose **Express Delivery** at checkout. [Details](#)

Dispatched from and sold by AIM Tools Ltd.

1 new from **£41.99**

- Adjustable Speed
 - With Flexible Shaft
 - Voltage: 220V-240, 50HZ-60HZ
 - Power: 150W
 - No Load Variable Speed:0-10000 RPM
- [See more product details](#)

Report incorrect product information.

And for more plans to make your own grinder, try:
http://www.mickleyknives.com/html/no_weld_grinder.html

Oh – and if you are thinking of making your OWN grinder/polisher (see December 2017 issue of this Newsletter) there is a very useful article on motor selection at <http://dcknives.blogspot.co.uk/p/grinder-motors.html> With graphs like this, how can you resist:



Mini Bench Grinder with Flexi Drive Shaft

Get a £5 promo code with the Amazon App. [Learn more](#)

by Rutlands

Be the first to review this item

Price: **£33.95**

In stock.

Get it as soon as 11 - 13 Jan. when you choose **Express Delivery** at checkout. [Details](#)

Dispatched from and sold by Rutlands Limited,

1 new from **£33.95**

- Ideal for grinding, sharpening, drilling and polishing
 - Used by model makers, jewelers and hobbyists
 - Quiet running variable speed motor
 - Supplied with a flexi drive shaft and an accessory pack
 - Free standing compact body that is virtually vibration free
- [See more product details.](#)

Report incorrect product information.

AND OF COURSE you can adapt an existing piece of kit to act as a bench grinder – this enterprising person has done so to an angle grinder. Be very careful if you try this! From <http://free-marine.com/>, which website boasts as

Inspirational insights on workplace safety, engineering, energy, home, family, wisdom, industrial, marine, leadership, improvement, science, technical, management, maintenance, methods, and many others...

*You are now about to discover the *Best* way to measure, improve and promote your life development skills including selected articles on marketing, advertising, promotion, selling, self-improvement, leadership, efficiency, effectiveness, time management, organization, grooming, and other soft skills*

Opportunity to Explore the World around you through insights of Today's Leading Experts!

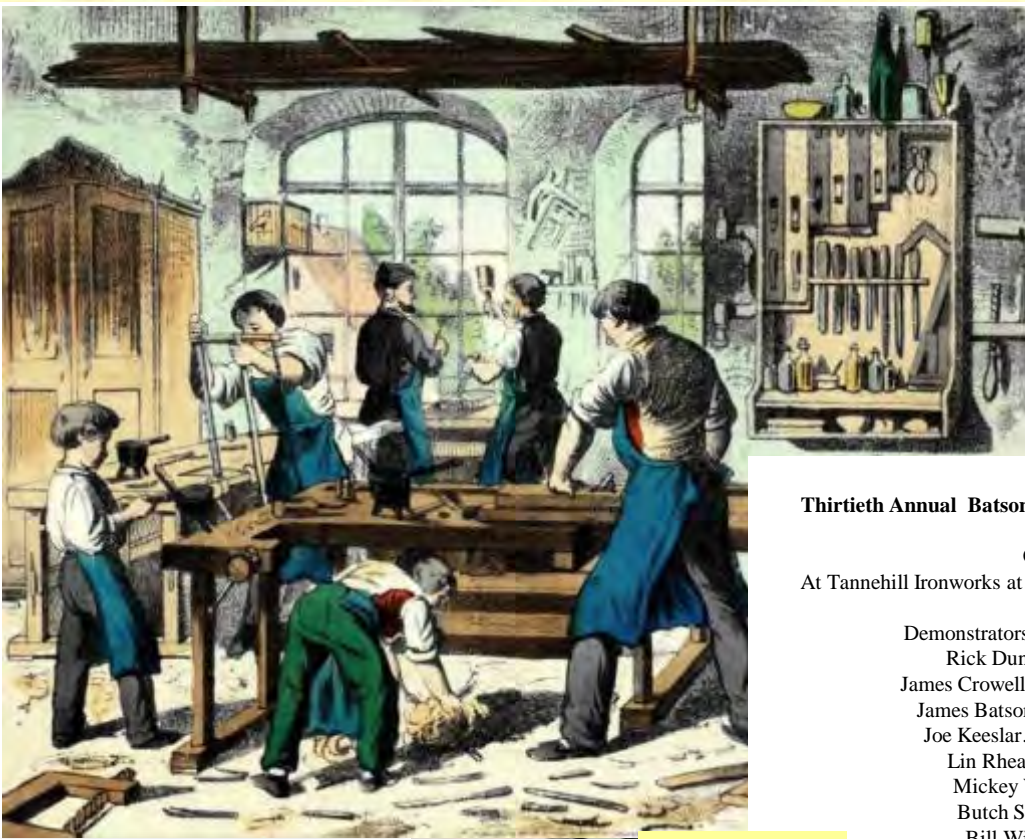
What more could you want from life!

Shot is at:

<http://free-marine.com/yoan/wp-content/uploads/2015/10/P9161639.jpg>



Miscellany



LEFT: Given last month's positive reaction to an old engraving of a wood shop (see December 2017 issue) here is another one. I regret I cant attribute it, but you can find it at <https://www.facebook.com/photo.php?fbid=107652533380817&set=ecnf.100024082115053&type=3&theater>

BELOW: Fancy an interesting few days out? Particularly those keen on making their own tools? Well, this event looks to be a stunner. But you'll have to save up for the airfare. Three months to go. Tempting...

ATTEND

Thirtieth Annual Batson Bladesmithing Symposium & Knife Show Celebration

On April 6-8, 2018

At Tannehill Ironworks at Exit 100 off I-20, 11 miles west of Bessemer, ALABAMA USA

- Demonstrators Bill Burke.....Damascus Steel
 Rick Dunkerley.....Liner Locks
 James Crowell...Forging,Grinding & Heat Treat
 James Batson....Heat Treating Extravaganza
 Joe Keeslar.....Handles & Guards
 Lin Rhea.....Skeleton knives
 Mickey Wise....Rendezvous Knives
 Butch Sheely.....Hawk Forging
 Bill Wiggins.....Handle Shaping
 Billy Ray Hughes...Judging
 Billy Bates.....Engraving
 Colonel Tim Ryan....Auction
 Mel Pardue..... Automatics
 Kenny Rowe.....Leather Sheathes
 Tommy McNabb...Inlays & Silver Sheathes
 Mark HaddixYouth Hands-on
 Neil Faulkenberry.....Adult Hands-on

As reported before, the Club has decided to extend the deadline for our leaf carving project. This is to help ensure that participating members don't rush things! We're thinking of Easter as a time limit - so carry on carving those leaves



LEFT: Great video on sharpening a skew chisel at <https://www.facebook.com/groups/1116272145073125/permalink/1804357112931288/>

The Club

Leader:	Ann High	01689 859617	highmorton@tiscali.co.uk
Treasurer	Cathy Thomas	01689 829646	Thomascathy@virginmedia.com
Secretary/ Newsletter	Clive Nash	0208 4648902	clivewoodentops@outlook.com
Beverage provision	Mary Paddick	07929 051373	Marye.paddick@sky.com
Committee	Tom Young	01689 851500	thomas.young67@ntlworld.com

Members are reminded that if they demonstrate at an event on their own, they MUST tell Leader Ann to help ensure they are fully covered by the provisions of the insurance arrangements in place.

- Members are reminded to bring old sheets for under their work benches or tables when the 'mid-month 'No-Frills' meetings are held in the Link area of the church.

Cakes for February meeting:

Ann

The next **Main Meeting**
 (Carving, coffee & cake, an opportunity to bring guests and potential new members) will be from
 9am to 1pm,
Saturday 3 January 2017

All our meeting dates and other information are shown on our website www.woodentopswoodcarvers.co.uk

