



A Club in South East London
for people interested
in wood carving

Visitors are very welcome

Website:
www.woodentopwoodcarvers.co.uk

 Woodentops Wood Carvers
 #Carverofwood

WOODENTIOPS

Newsletter

December 2017

We meet at:

St Johns United Reform Church Hall
Lynwood Grove Orpington BR6 0BG

We meet on:

The first Saturday of each month
with additional 'carve-only' meetings
on many other months.

Full details of our meetings and
much more on our website.

Pictures of the Month



This month, neither of our featured objects is carved in wood, but both deserve admiration. The first (see left) is a sculpture of a human head carved in great detail to the size of something like a chicken egg. What staggering attention to detail. I'd love to give the artist just credit for this work, but like so much on the net, I can't find who executed it. You will find it at https://pbs.twimg.com/media/CfMo_rgUkAETLS1.jpg



Club Project

For those involved, remember to keep carving your leaf –(deadline extended, see back page)

The second is another miniature, a **Japanese Netsuke** (see right).

A netsuke is an ornamental fastener for the cord that holds the bag for personal possessions in traditional Japanese garb. Many are very ornate. This one was for sale at auction in 2014 and described as: *Netsuke of an Oni, (a demon or ogre in Japanese folklore) Japan, 19th century, standing with bent knees and head turned sideways, holding a yokai mask on its back, signed "Gyokumasa" to base, ht. 1 1/4 in. Estimate \$2,000-3,000.*

It remained unsold, but what exquisite craftsmanship, with a humorous touch. More at <http://www.skinnerinc.com/auctions/2762B/lots/200>



Sharpening System

This is the John Burke Sharpening System – looks good, with a belt to slow the wheel speed (as so to reduce the likelihood of heat which can lose the temper in the edge you are sharpening) and four types of sharpener, but it's only available in the USA and has a \$350 price tag. But its perhaps not so difficult, perhaps, to build one, or one similar, yourself. The wheels include an aluminium oxide 180 grit, an aluminium oxide 100 grit, leather honing wheel and felt wheel. All these wheels (or very similar) can be easily purchased in the UK. . Why not give it a try (with all the usual health and safety provisos?).



It's Interesting to see how a design can be modified and adapted. I found the post below, from one **dinosilone**, on <http://straightrazorplace.com/honing/43305-using-razor-stone-powered-strop-honing.html>.

He made a home-produced product (right) presumably costing much less than the Burke system that costs \$350. Why don't you have a go at making something similar (all the usual health and safety warnings apply.) **dinosilone** writes:

'The powered strop is something I made myself - a powered sharpening station for carving, based on "The Burke System". It lives right behind me when I'm working at my carving bench. Here's a pic: (Note - this one is a picture of mine, taken in my shop.)

This guy also uses the system for sharpening his cutthroat razor. He says:



The part that I use for razors is the large leather-covered wheel on the left, and the buffing wheel on the right. The whole honing process takes about two minutes - about a minute on the stone (with a honing oil that I mix with equal parts mineral oil and lamp oil).

Then about a minute on the leather wheel, followed by a quick de-burring on the buffing wheel.

There isn't as much mystique to this as collecting the finest waterstones, etc. But it's incredibly effective. My razors range from one that belonged to my grandfather (it's been sharpened so many times, it's probably lost at least 1/4" of it's width), and a couple that I bought probably 20 - 30 years ago. They're very sharp. The hairs pretty much just surrender and jump off my face when they see the razor coming.'

Eat your hearts out, Gillette and Wilkinson!

Carving a Bench....From Scratch



This impressive work was posted by Gianluigi Zambelli, based in Genoa, Italy
<https://www.facebook.com/gianluigi.zambelli/about?lst=100010282150742%3A100005574541619%3A1509524731>



Gianluigi Zambelli

Friends
Following Message

Some might ask where the hearing, face, eye and hand protection is in the top four slides, but others could say that this was being picky. Safety standards are now supposed to be generally the same across Europe (at least pre-Brexit), but I'm told Italians are independently-minded.

Courses

HOME GREEN WOODWORK COURSES PRODUCTS SEAT WEAVING DIARY ABOUT

GREEN WOODWORK COURSES

We run these on our woodland field in the countryside North of Epping and close to Junction 7 on the M11.

Cost per person is £125 on weekend days and £100 on a weekday. This includes all basic materials.

Starting at 10am and ending at 5pm this price includes tea and coffee - bring your own lunch.

Children should be aged 11+

treewright@mac.com

Introduction to Green Woodwork.

A one day course giving a good practical taste of all the different processes. You will be supplied with all the basic raw materials and a chance to try your hand with a variety of different tools - froe, axes, drawknife, gouges. At the end of the course the treen you've made is yours to take home.

Spooncarving

This one day course is an introduction to spooncarving. You will be using timbers suitable for culinary use such as sycamore, cherry and birch. Tools we will be using are axes, drawknives and a variety of spokeshaves, gouges, curved and hooked knives. You will have the opportunity to make a spoon, spatula, fork, scoop, salad servers or pot scraper or as many of these as you have the ability to make !

Stool making

A Three Legged Stool from a Log.

A two day course to make a stool from green wood. The first day will be spent developing your green woodworking techniques and shaving or turning the legs. The stool will be rustic and made from one log and the cost of raw materials is included in the course. The second day of your course will be preparing your stool top, drilling the leg holes, assembling and finishing your stool.

Cost £250. Starting at 10am and ending at 5pm each day this price includes tea, coffee, cold drinks.

A Frame Stool

A two day course to make a stool from green wood. This is a more advanced course and you will need to have done an Introduction to Green Woodwork first. Day1 - making the legs and stretchers (12 components) Day2 - assembling

Want a course involving wood? The above looks good – see more at http://treewright.co.uk/GREEN_WOODWORK_COURSES.html

Spotted on T'internet:


Quirky Sharpening:

If you need to sharpen your carving knives in an emergency.....

After stoning, work blade back and forth on the top of your vehicle window to get diamond edge. The bottom of almost any coffee cup or ceramic plate is a good makeshift sharpening stone when you're in short of regular sharpening tools or car doors.

But the edge of a car window is good for "fine tuning" the edge after honing it on a flipped coffee cup.

So now there's no excuse for not having a sharp edge!



FROM

https://www.google.co.uk/search?q=wood+carving+jokes&tbm=isch&source=iu&ictx=1&fir=hi9rLyLOekC0jM%253A%252C07-I_dyyYPEOAM%252C_&usq=__T12cZuKuwMmDZHbmslcp5qoYsE%3D&sa=X&ved=0ahUKEwiEwr7k7d_XAhVoLMA

HSYNB0cQ9QEINzAE#imgcr=xUHCr8VqxFcH0M

T. No. 10/10/00

La Casa de los Balcones

La Casa de los Balcones (Spanish for "the house of the balconies") is a historic house and a museum in La Orotava on the island of Tenerife in the Canary Islands. It was first built in 1632. The building has three stories, and features five balconies made out of wood. It also houses various tourist shops selling artwork, embroideries ceramics and more. One of these shops sold curtains and tablecloths.

The display cupboard for linen was made of beautiful carved wood. If the cupboard is as old as the house, as seems likely, these charming and very well preserved carvings are over 350 years old. What a great chance find. I've never seem shop fittings like this in IKEA!



We were assured that the carved and turned wood carved balconies (see first and last pictures) and typical of old Canarian architecture were well over 300 years old.

Party time!

As you know, our Christmas Party is on **Saturday 2 December** at St John's URC, where we hold our regular meetings, at 7 for 7.30pm.

Please bring your own drinks and glasses.

You can also bring your own plates and cutlery, to lighten the clearing-up load. If you do, please don't forget a sturdy waterproof carrier bag to slip your used items into after each course. The Club will provide plates and cutlery for those who don't bring their own. The Club will, in any event, provide serviettes and table decorations for all, and Jerome has kindly offered to supply crackers.

Do bring the dish that you have agreed you will contribute (if you have not yet volunteered one, please contact Ann – tel:01689 859617, email: highmorton@tiscali.co.uk - to agree what you can contribute). Ideally your dish should require minimal preparation at the church. There are heated trolleys to keep things warm. In order to minimise washing up on the night, please take your containers home to wash up there.

Also, if you have anything that you think might be a good raffle prize, do bring that too – we plan to have a free raffle on the night. That, plus a quiz and a bit of music perhaps, it promises to be a great evening.



The Club has decided to extend the deadline for our leaf carving project. This is to help ensure that participating members don't rush things! More on this anon – but carry on carving those leaves

- Members are reminded to bring old sheets for under their work benches or tables when the 'mid-month' 'No-Frills' meetings are held in the Link area of the church.

Leader:	Ann High	01689 859617	highmorton@tiscali.co.uk
Treasurer	Cathy Thomas	01689 829646	Thomascathy@virginmedia.com
Secretary/ Newsletter	Clive Nash	0208 4648902	clivewoodentops@outlook.com
Beverage provision	Mary Paddick	07929 051373	Marye.paddick@sky.com
Committee	Tom Young	01689 851500	thomas.young67@ntlworld.com

Members are reminded that if they demonstrate at an event on their own, they MUST tell Leader Ann to help ensure they are fully covered by the provisions of the insurance arrangements in place.

Cakes for December meeting:
Jane

The next 2017 Main Meeting (Carving, coffee & cake, an opportunity to bring guests and potential new members) will be from 9am to 1pm, **Saturday 2 December 2017**

Our Christmas Aleal and Party will take place on the evening of **Saturday 2 December 7pm for 7.30pm**

All our meeting dates and other information are shown on our website www.woodentopswoodcarvers.co.uk

