



A Club in South East London
for people interested
in wood carving

Visitors are very welcome

Website:
www.woodentopwoodcarvers.co.uk

 Woodentops Wood Carvers

 #Carverofwood

WOODENTOPS

Newsletter

August 2018

We meet at:

St Johns United Reform Church Hall
Lynwood Grove Orpington BR6 0BG

We meet on:

The first Saturday of each month
with additional 'carve-only' meetings
on many other months.

Full details of our meetings and
much more on our website.

Pictures of the Month



Left - this wood sprite was spotted at <https://www.pinterest.co.uk/pin/791437334486582199/>.

Regretfully the creator of this excellent imaginative piece is not noted.

Right - a tiny - literally an inch across - ancient Chinese wood carving depicting a prisoner. Spotted at Horniman Museum, Forest Hill. The level of detail is extraordinary.



Below - just as impressive in its own way, this extraordinary sculpture was brought to the Club last month by a visiting carver from Mongolia, Ariunbayar, who was seeking an outlet through which to sell his extraordinary work.



Left - another tiny wood carving from China at the Horniman Museum - this one called the Fortune Teller. Both these pieces are probably boxwood.

Storage

Storage is a perennial topic in these pages, and here are a few more ideas.

The gouge or chisel storage rack (far right) was found at https://www.pinterest.co.uk/pin/AZyE45oUwhLS-QFDrr7511fk5_WXGg8IOUwHwwxAvgI4fHQ2wD295o/



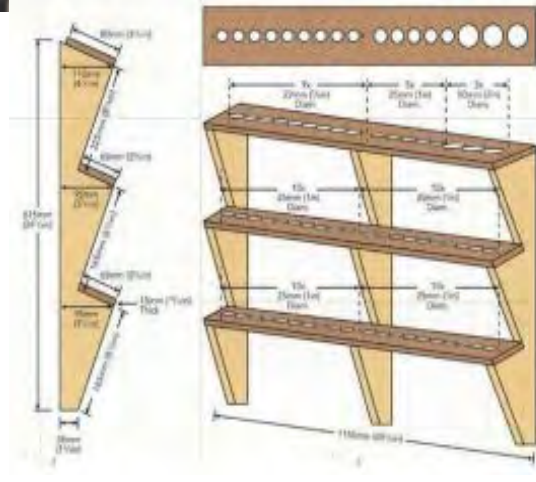
Below- Andrew Millward, writing on the Workbench Builders Facebook group, writes: An old shipping case, old floor boards and an old chest of draws. One lath bench. Looks so easy, doesn't it! See:

<https://www.facebook.com/groups/1636228453329410/2097402847211966/>



Using Wasted Space Under Equipment for Makeshift Drawers (below).

This guy writes: ‘Few years ago I built [that Melamine casing and drawer assembly](#) to utilise the space under the my jointer’.



Another of the same chap's ideas in similar vein is the picture on the right – some nifty drawers made from offcuts, sited under other equipment.

Us carvers are usually pretty nimble at DIY, so these ideas might help you find ways to better use your space.

From

[https://atelierdubricoleur.wordpress.com/2018/07/25/filling-wasted-shop-space-utiliser-lespace-datelier-](https://atelierdubricoleur.wordpress.com/2018/07/25/filling-wasted-shop-space-utiliser-lespace-datelier-perdu/)

[perdu/](#)

For Sale



**Angle grinder
woodworking blade
GRAFF SpeedCutter**

www.speedcuttergraff.com
www.speedcuttergraff.de
www.speedcuttergraff.pl

GRAFF

I've mentioned power carving kit before. I know many shun such modern introductions, but they can help remove wood mightily fast, leaving you time to concentrate on the detail with your hand tools. Here is another recent introduction, the Graff SpedCutter. Like several others, this is a blade that will fit into your angle grinder. It promises a unique design and says there is no kick-back. See more at <http://www.speedcuttergraff.com/reviews> and <http://www.speedcuttergraff.com/>. Costs about £20: less than some others in the same class.


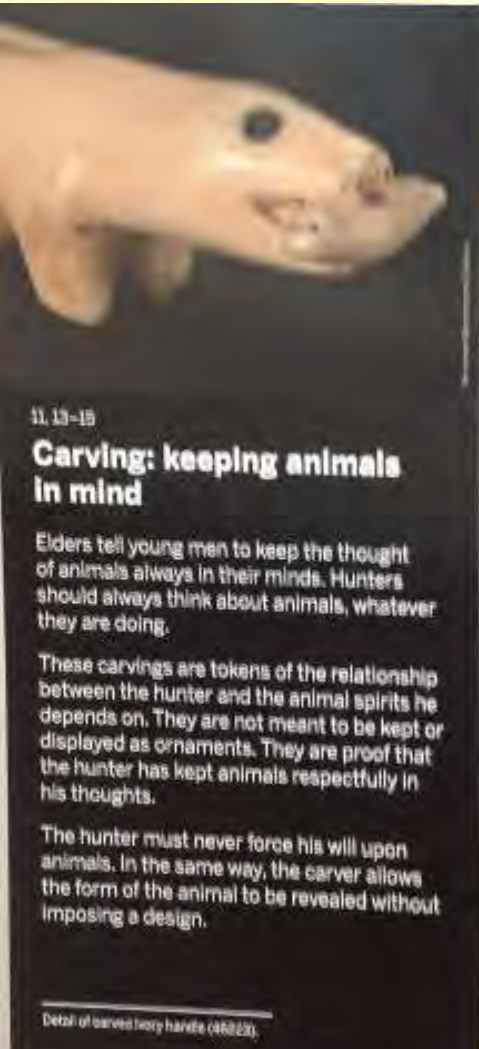


Thought you could never carve a watch? Well think again. Alright, it's only the casing and strap, but this firm, Truwood, promises a unique and unusual product. The video of how it's done is fascinating. Find it at https://www.mytruwood.com/pages/hawk-lp?gclid=EA1aIQobChMIx8bFu_CN3AIVFEHgCh3NqwuHEAEYASAAEgKFxfD_BwE



Around and About

The caption to the Inuit carving (left), from the Horniman Museum, Forest Hill, speaks for itself.



S10
KAWS
FINAL DAYS 2013
Afromosia wood
Galerie Perrotin
Please do not touch
Art Fund's free Frieze app

The elephant standing on its trunk is not of wood, but so innovative it might give you ideas for you next carving. This is from an open air show in Regents Park held last year. Also exhibited was 'Final Days' in Afromosa wood. This huge statue was made from glued blockwood, as the cracking on the foot displays.



Summer Events At Which We Are Participating

RIPLEY FAMILY FUN DAY AND GARDEN PARTY

The Bromley Arts Centre Fun Day and Garden Party is this **Saturday, 4 August** (after our Club meeting from 12.30pm-5pm !) is being held at Ripley Arts Centre , 24, Sundridge Avenue, Bromley. We are demonstrating/exhibiting, so do please come along to help and to see other things going on at the event. [Ripley Arts Centre](#)

There will be a BBQ, ices, cakes, ploughman's, Pimms, side stalls, crafts, Leyla's Dance Company and Darren Virgas Spectacular parachute! (as well, of course, as the Woodentops). This is a fund raising event in Aid of Ripley Development Appeal.

Cudham Show & Fete 2018

On 27 August, Bank Holiday Monday, we are also demonstrating at the Cudham Show and Fete. This is on from 1pm to 5:00pm . Entry and parking are free. Again, do come and help the Club to promote woodcarving in the local community by assisting on the stand. The venue is Cudham Recreation Ground, Cudham Lane South, Cudham, Kent TN14 7QB

These events provide great publicity for us and help attract new members.

The Club

Seems a long way away, but our Christmas Party will be on 8 December this year. Details to be decided.

Leader:	Ann High	01689 859617	highmorton@tiscali.co.uk
Treasurer	Cathy Thomas	01689 829646	Thomascathy@virginmedia.com
Secretary/ Newsletter	Clive Nash	0208 4648902	clivewoodentops@outlook.com
Beverage provision	Mary Paddick	07929 051373	Marye.paddick@sky.com
Committee	Tom Young	01689 851500	thomas.young67@ntlworld.com

Cakes for our August meeting:

Mary

The next Main Meeting
(Carving, coffee & cake, an opportunity to bring guests
and potential new members) will be from
9am to 1pm,
Saturday 4 August 2018

All our meeting dates and other information are shown on
our website www.woodentopswoodcarvers.co.uk



Members are reminded that if they demonstrate at an event on their own,
they **MUST** tell Leader Ann to help ensure they are fully covered by the
provisions of the insurance arrangements in place.