



A Club in South East London
for people interested
in wood carving

Visitors are very welcome

Website:
www.woodentopswoodcarvers.co.uk

 Woodentops Wood Carvers
 #Carverofwood

WOODENTOPS

Newsletter

August 2017

We meet at:

St Johns United Reform Church Hall
Lynwood Grove Orpington BR6 0BG

We meet on:

The first Saturday of each month
with additional 'carve-only' meetings
on many other months.

Full details of our meetings and
much more on our website.


Found on Pinterest

This amazing carving was found on Pinterest at:
<https://www.pinterest.co.uk/pin/471892867181503952/>.

Pinterest allows users to trace the link back to its source so the artist and details can be found. But in this case, the link (to Facebook, where the image was first posted) was broken so there are no more details available to give you. And no artist to complement.

What a shame, when it is such a marvellous sculpture.

If you know who carved it, let me know!



The Last Full Time Grinder in Sheffield



Sheffield grinder Brian Alcock is shown here in a short film about grinding axes. Take a look – it's at <http://www.robin-wood.co.uk/wood-craft-blog/2017/04/19/grinder-sheffield-grinder-brian-alcock-grinding-axes/>

Brian is the last self employed grinder working in Sheffield. It's a trade that dates back many centuries. The city is literally paved with worn out grindstones in places. Once every stream running through the area was dammed to power thousands of waterwheels. Wood-tools.co.uk states 'Brian grinds all of our axes along with work for many other Sheffield tool firms and anyone that pops by with a knife that needs sharpening. He's such a lovely chap.'

More at <http://www.robin-wood.co.uk/wood-craft-blog/2017/04/19/grinder-sheffield-grinder-brian-alcock-grinding-axes/>

A True Story...

Posted by Posted by [Kari Hultman](http://villagecarpenter.blogspot.co.uk/2008/08/carving-celtic-knot.html) on <http://villagecarpenter.blogspot.co.uk/2008/08/carving-celtic-knot.html>

'I needed dental tools for a carving class taught by Steve Latta.

Steve suggested that we ask our dentists for his/her throw-aways. So I called my dentist's surgery and rather than give the receptionist a long explanation, I merely asked if I could buy any of their used dental tools. "Hold on," she said.

Moments later, she screamed "NO!" down the phone and hung up.

I figured she thought I was planning to pull a Hannibal Lecter on someone and freaked out.

At my next appointment with my dentist I told him what happened.

"Oh, that was you?! That phone call was the talk of the office!"

His response confirmed my Hannibal Lecter suspicions.

And it totally made my day.

Dental tools and bits can be great for carving –but get your dentist to give you old ones? I've tried and its never got the response I hoped for. Good luck with yours. Ed



Celtic Knot



1. Lay out the design on your workpiece and define the outer and inner edges of the shape with chisels and gouges. Shade the under parts of the knots with pencil to help avoid accidentally cutting across the "over" parts.



5. If you have them, try using dental tools to pick out some obstinate chips. These tools can sometimes be found cheaply at boot fairs, and your dentist may even give you some of his/her worn-out ones. You can reshape the cutting edges to meet your needs.



2. Match curves with gouges that have the same sweep.

Adapted from <http://villagecarpenter.blogspot.co.uk/2008/08/carving-celtic-knot.html> *This simple design is a great piece for beginners. Getting it as neat as this example is the challenge.*




6. Bevel up, remove the pencil-shaded areas of the drawing with a tapered slice—starting at the high point (the "over" knot) and slice downward toward the pencil shading—but do not cut as deep as the background areas. Once all the pencil-shaded areas (the "under" knots) are removed, the woven design emerges. You can stop at this point if you like a more hard-edged look. And here's where you can tweak the depth of the background area. Since parts of the design have been made more shallow, you have easier access.



3. Bevel down, remove the background areas that surround the shape. Use both chisels and gouges for this and try to maintain a consistent depth of cut. Don't fret too much if it's not perfect; you'll have another shot at it as you're finishing the carving.




The finished design. If you prefer, you can round over all the edges with chisels and gouges to create a rope-like effect.



4. My 1/16" chisel got a work out along the outer edges.

CLEVER use of wood grain by the **National Theatre**, advertising its new production of **Pinocchio**.



Locally-made Knives



Hi all,

A couple of news bits:

- We are now making limited editions of more specialized knives which will pop up on our website shop and instagram. We have recently put up some high end Nickel damascus Funayuki knives and Carbon steel damascus carving knives.

Check them out here: <http://www.blenheimforge.co.uk/specialeditions>

-In other news, we are offering a sharpening lesson on Saturday 5th August with the added treat of Lamb sandwiches from the amazing Ronnie Murray himself. On this course we'll show you how to get a mega edge on any knife with a simple stone. You can bring your favourite knife with you, or we'll provide one for you. Ronnie Murray, ex group head chef at HIX and exec chef at Peckham Manor will come along and provide great local food to hack at after everyone has sharpened their blades and appetites. Menu: 8 hour smoked leg of new season Lamb served in a roll with spicy red pepper sauce

Places can be booked

here: <https://www.wefifo.com/event/930447262525558/sharpening-with-japanese-whetstones>

Best wishes,

Connie

Thank you for your continued support of the Forge!

Blenheim Forge is a local knife maker in **Peckham**. (Mostly kitchen knives, it has to be said.) Their 5 August sharpening course costs £40, but includes delicious food, and is at 2pm, so you could sprint there after the club meeting. Details to the left.

More at

<https://www.wefifo.com/event/930447262525558/sharpening-with-japanese-whetstones>

And note they now make a **Utility Knife** – for £250. The current run is sold out so it must be good (laminated carbon steel).



Anne Reports from our Demonstration at Jeskyns



Denise Bird manages a new Community Woodland called Jeskyns in North Kent for the Forestry Commission and hosted a public event on Sunday 2nd July. Denise asked the Woodentops to demonstrate on the day and we duly did so.

About 2000 people attended. Our stall included soap carving, and the picture shows a young lady thoroughly engrossed and loving every moment. Indeed, she didn't want to stop! All the children who had a go at soap carving had so much fun and their concentration was so intense. Cathy and I took turns at supervising. They carved all sorts: owls, faces, turtles, flowers. The team was very busy and hardly had time to carve themselves.

Jane and Paul demonstrated carving in wood, remarking that they had never carved continuously for so long. They carved all day and many visitors were watched them with fascination. Quite a few parents waiting for their children to soap carve enjoyed seeing them carve.

The Woodentops team had a super day and the weather was lovely although the sun did get very hot. The organisation of the event was really good with the organisers being very friendly and visiting us regularly to see how we were getting along and telling us about how the area had been developed ten years ago from flat fields to a landscaped area of interest with trees being planted for the use of residents in the built up areas nearby. There was another BWA group there and we went to see their stand some distance away. It was a large site with everyone spread out. Lots of dog walkers were there. We were right next to the café so we had lots of interest given.



Club Matters

A summary of www.woodentopwoodcarvers.co.uk website visits for June 2017 is shown below. The figures are OK, but not sparkling – do YOU look at the website? Do you refer your friends or those who might be interested in coming to it?

Cakes for August meeting: **Derek**



Visits to our website, June	Page Loads	Unique Visits	First Time Visits	Returning Visits
Total	26	8	4	4

Events

We have stalls at a number of events this summer. All great publicity for us and a chance to spread the word about the pleasures of wood carving. There's a lot going on at the end of August so members, please help if you can.

Saturday 26 August 1pm – 5pm

Ripley Arts Centre Garden Party

24 Sundridge Avenue Bromley BR1 2PX

<http://www.bromleyarts.com/>

Monday 28 August 1pm -5pm

Cudham Show and Fete

Cudham Lane South TN14 7QB

<https://www.stallandcraftcollective.co.uk/cudham-show-&-fete-17369-event>

1/2/3 September

Hever Handmade & Homegrown Festival

Hever Castle and grounds TN8 7NG

<https://www.hevercastle.co.uk/whatson/handmade-homegrown-festival-2017/>

Mick Cuomo founded the Woodentops and lives just opposite the meeting hall.

Mick's daughter Loretta has invited us to join Mick and his wife Toni to join them at their house briefly after our 5 August meeting to help them celebrate their **65th wedding anniversary** and "have a sherry". We should bring a few of our carvings to show Mick. What a delightful invitation. If you are coming to our August meeting, please bring some carvings, and be prepared to get home a little later than normal.

Congratulations, Mick and Toni!

The European Woodworking Show is on 16/17 September Advance tickets: www.ews2017.com.

Venue: Crossing Temple Barns, Essex, UK. And there's a competition you can enter now to name a carved puppet.

Details at:

<http://www.europeanwoodworkingshow.eu/competition>



Members are reminded that if they demonstrate at an event on their own, they MUST tell Leader Ann to help ensure they are fully covered by the provisions of the insurance arrangements in place.

T'Committee

Leader:	Ann High	01689 859617	highmorton@tiscali.co.uk
Treasurer	Cathy Thomas	01689 829646	Thomascathy@virginmedia.com
Secretary/ Newsletter	Clive Nash	0208 4648902	clivewoodentops@outlook.com
Beverage provision	Mary Paddick	07929 051373	Marye.paddick@sky.com
Committee	Terry Vincent	01689 827680	terence.vincent@mypostoffice.co.uk
Committee	Tom Young	01689 851500	thomas.young67@ntlworld.com



The next 2017 Main Meeting
(Carving, coffee & cake, an opportunity to bring guests and potential new members) will be from 9am to 1pm,
Saturday 5 August 2017

There are additional mid-month meetings (No frills, no coffee/cake just pure carving)
All 9am to 1pm, Saturdays

The next 'No Frills' Meeting:
Saturday 19 August 2017

All our meeting dates are shown on our website
www.woodentopwoodcarvers.co.uk