



A Club in South East London
for people interested
in wood carving

Visitors are very welcome

Website:
www.woodentopswoodcarvers.co.uk

 Woodentops Wood Carvers
 #Carverofwood

WOODENTOPS

Newsletter

April 2018

We meet at:
St Johns United Reform Church Hall
Lynwood Grove Orpington BR6 0BG

We meet on:
The first Saturday of each month
with additional 'carve-only' meetings
on many other months.
Full details of our meetings and
much more on our website.

Pictures of the Month



Now here's a carver with a sense of humour and a particularly interesting take on the human face. This is Arvydas Matulevicius, self-employed, lives in Kalvarija, Lithuania. Find him and his whacky work at <https://www.facebook.com/arvydas.matul>


As reported before, the Club has decided to extend the deadline for our leaf carving project. This is to help ensure that participating members don't rush things! So carry on carving those leaves.

Cat Among the Carvings

The purrfect environment for moggies? But this situation could surely lead to a catastrophe. If it does, the fur will certainly fly! But enough of the puns. Though this guy is into turning rather than carving, I couldn't resist including these images.

Meet Riccardo Masini . He's a member of the group 松水藝木工車床 交流網 and his facebook page is at https://www.facebook.com/mic.ras1?fref=gs&dti=1116272145073125&hc_location=group_dialog.

He's certainly fond of his cat, who seems to get everywhere



CAT CARRIER

Whether you have an exuberant "Tom" or just a kitten, you need our **new TABBY TOTE®** feline transportation system. A few extra turns of the stabilizer screw and your cat will be safely secured and unable to use your leg as a scratching post.

Fully adjustable spine will accommodate a pet of any size.

Only \$16.49



Available in fine stores every where.

Dr. Malmes Dobson of **Focus on the Feline**, asserts that sometimes your kitty needs "Tough Love," and nothing on the market today provides a more effective way to mold your special cat into the well-mannered creature God intended.

And, though it would be nice to any sort of communication from readers, I hope I don't get too many complaining letters about the spoof on the right.

After all, it's only a joke and no doubt the device is perfectly good for transporting timber

Keeping Your Power Sanding Efficient

This from the **Selbst** website (<http://www.selbst.de/schleifband-reinigen-241.html>) translated by Google Chrome:

Sandpaper for belt and disc sanders quickly settles on wood dust. You can extend the life of the paper by cleaning the sanding belt and freeing it from the sanding dust. There are some professional options and inexpensive alternatives.

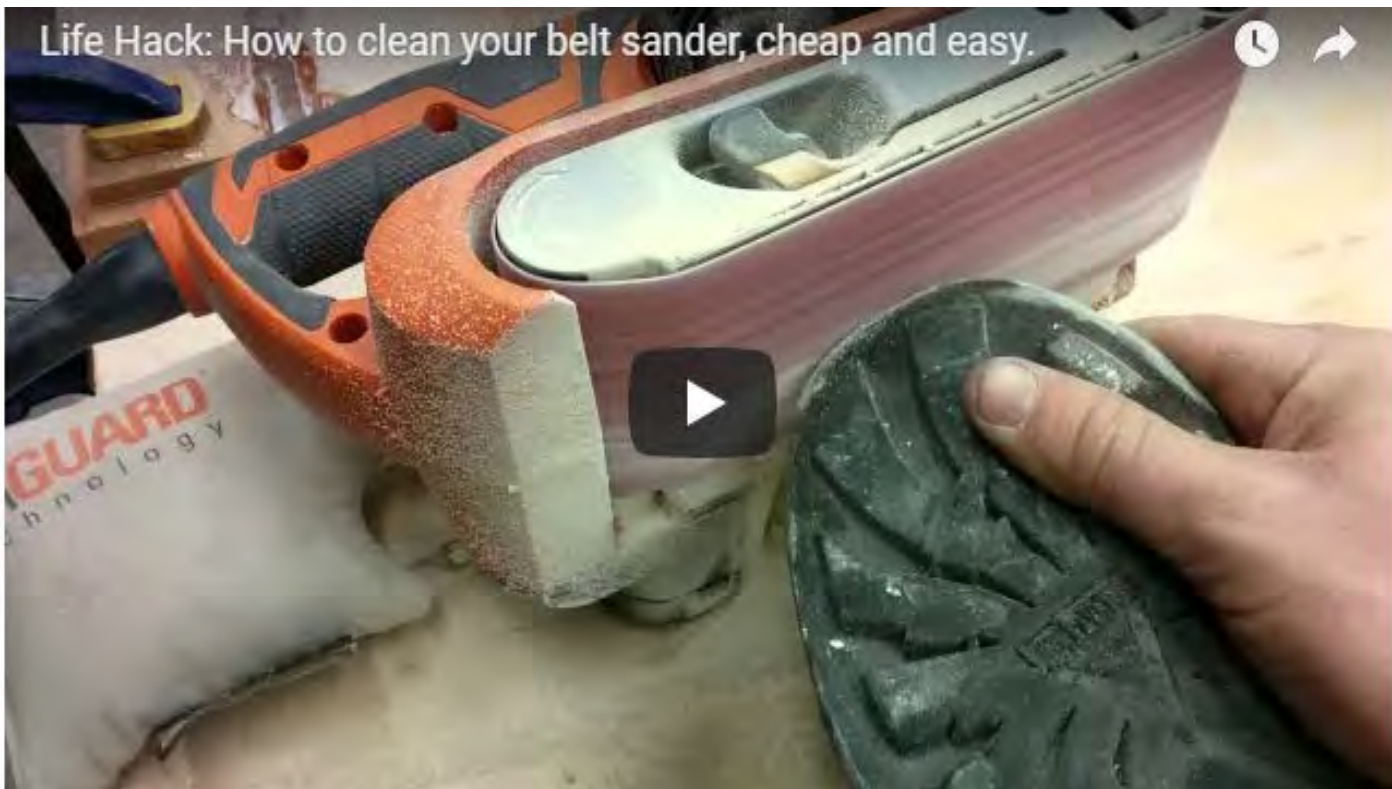
Sanding belt cleaners are already available for about 15 euros per piece in the trade. The small cleaning sticks are made of natural rubber. They are simply held to the moving belt and thus effectively remove the dust. Practical tip: Before the stick gets too small, you should sand it and use a new stick for a short time. So they warm up and can simply be "glued together".



Sanding belt cleaner: Cheap alternatives

An inexpensive alternative to the classic abrasive belt cleaner is a large PE shopping or garbage bag, which is formed into a ball and wrapped with masking tape. Carefully guide the bag to the running device. The sanding dust is removed and the paper is clean again.

A clever trick is also shown by the creator Marc Reeve-Newson in his video . He simply uses the rubber sole of an old sneaker for cleaning. Because these soles are made from rubber, it works the same way as the expensive rubber sticks from the trade. See for yourself:



Friday Frog – and Being Paid for Uploading Pics of Your Carving

Found at a website called **DICTUM Handwerksгалerie - The wonderful world of craftsmanship** (<https://www.dictum-handwerksgalerie.de/>) and where a range of carvings is exhibited. It reads:

Welcome to our craft gallery.

Here we present first-class manual work of our customers and employees. Take a little time and discover a wealth of different topics in wood, leather and metalworking with highly individual and successful projects. Discover the world of craftsmanship and be inspired to new works!

Would you like to introduce us to your projects? Then fill out the contact form and upload your pictures. Please send us good photos (sharp, neutral background) of your project with a brief description of the planning, procedures, materials and tools used and - if you like your thoughts on the project. If you have a blueprint or a drawing, please upload it as a pdf file as well.

With the transfer of the data, you automatically grant us your consent to the publication of the photos, texts and information under your name and first name ([see Terms of Use](#)).

Show creativity online!

Have you ever created an outstanding and unique workpiece and would like to introduce it to other interested parties? No problem! In the DICTUM craft gallery you have the opportunity! We reward each publication with a €10 voucher. In addition, attractive gift vouchers worth €50 beckon as a reward for the most creative and convincingly convincing submissions. So do not waste any time and send us a photo of your masterpiece!

So YOU could post your favourite carving and gain financial reward for doing so!

I particularly liked 'Friday Frog', by one Daniel Schmidt, who writes:
Friday ... a long, exhausting week is finally over. Time to sit back and relax. This deep-set frog and its lily pad were carved from a continuous piece of lime wood and sealed with linseed oil and beeswax. Bottles and book are made of walnut wood.



Take a look round the Dictum site – from bow making to knifecraft, sculpture to instrument making – there is much to admire.

The DBX High Performance Woodcarving Cutter

Got some Christmas money left to spend? Why not use it on the DBX cutter. The website states of it:

The dbxcutter is a high performance wood carving tool.

The ultimate powered woodcarver.

Removes wood fast and quickly.

Will carve the hardest of timber.

Handles reclaimed timber with dirt and debris.

Does not chunk or gouge the wood.

Very controllable allowing removal of small or large amounts of material.

For all types of soft and hard timbers.

Available in 2 sizes - 4inch(100mm) or 4.5inch(115mm)

It uses 6 replaceable carbide cutting heads to maximize the cutting performance.

Each cutting head is carbide so they last for a long time.

6 heads give a smooth and controllable cutting and carving action.

6 heads gives an amazing 72,000 cuts per minute.

Heads can be rotated.

Heads are easily replaceable.



The replaceable carbide heads



Made from steel and zinc plated to ensure high strength and longevity.

Cut and machined from a solid piece of steel.

Will not bend, flex or vibrate.

Zinc plated to resist corrosion.

Made to give many years of service.

Tempted? Their website is <http://dbxcutter.com/>

Go on.. Spoil yourself!!



Alan Bennett ... on Carving

Not that Alan Bennett is known for commenting on carving, but I noticed the below in his excellent "Keeping On, Keeping On" – well worth a read if you like diaries. Forgive the saucy language.

24 November, Rome. Sitting on a bench in the Pantheon while R. and Lynn fight their way round through hordes of schoolchildren (and it isn't even half-term) I get talking to a young man who turns out to be a stonemason at Ely, working on the restoration of the cathedral. He has been redoing some of the medieval carvings and says that the higher up the carving the more lewd the carvers' imagination. One capital he has had to restore had a devil biting off someone's balls, and he needed the chapter's permission before he could reproduce it. He thinks the medieval carvers enjoyed such licence because the scaffolding on which they worked was so rickety the architect or the master mason was reluctant to risk much hands-on supervision and just let them get on with it.

Totem in New Zealand



This totum was spotted in Dunedin, New Zealand, at the albatross viewing visitor centre. This relatively remote part of New Zealand is host to much wildlife, and Dunedin Maori Culture can be explored here and elsewhere in the Otago region.

The totum is about 15 feet high and 18 inches in diameter – quite a feat of carving. The wood used is not shown.



PUKEKURA

THIS MEMORIAL UNVEILED BY HIS EXCELLENCY
SIR PAUL REEVES
GOVERNOR GENERAL
ON THE 13TH JUNE 1990

COMMEMORATING THE 150TH ANNIVERSARY
OF THE SIGNING OF THE TREATY OF WAITANGI
NEAR HERE

BY CHIEFS

KARETAI and KORAKO

"Hei maumahara ratou ma nga tupuna katoa o tenei rohe"

Miscellany



We've mentioned Blenheim Forge before – superb knives forged locally in Peckham, Well, they are running some knife sharpening courses in April and May; £40 for a two hour course. <http://blenheimforge.co.uk/classes/sharpening-course>. As they say:

Your knife is only as good as your sharpening skills. On this course we'll show you around the workshop and tell you a bit about the knife making process. Then we'll show you how to get a mega edge on any knife with a simple stone. You can bring your favourite knife with you, or we'll provide one for you.

Lessons typically run for about 2 hours
 Saturday 24th March, 2 pm
 Saturday 28th April, 11 am
 Saturday 28th April, 2 pm
 Saturday 12th May, 11 am
 Great video on how sharp a knife can be at <http://www.blenheimforge.co.uk/care-instructions/>



JGR Intarsia offers a range of charming patterns useful for woodcarving, though it's sort of marquetry-come fretwork to my mind. But engaging nevertheless. Here are a couple of examples. The website is <https://intarsia.com/collections/regular-size-patterns?page=4>



The Club

Leader:	Ann High	01689 859617	highmorton@tiscali.co.uk
Treasurer	Cathy Thomas	01689 829646	Thomascathy@virginmedia.com
Secretary/ Newsletter	Clive Nash	0208 4648902	clivewoodentops@outlook.com
Beverage provision	Mary Paddick	07929 051373	Marye.paddick@sky.com
Committee	Tom Young	01689 851500	thomas.young67@ntlworld.com

Members are reminded that if they demonstrate at an event on their own, they MUST tell Leader Ann to help ensure they are fully covered by the provisions of the insurance arrangements in place.

While your Editor was on holiday in warmer climes, seems only a few stalwarts were able to get through to snow to our March meeting – here's to all of us being able to attend the April gathering. Remember to bring old sheets for under your work benches or tables when the 'mid-month 'No-Frills' meetings are held in the Link area of the church.

Cakes for April meeting:

David

The next **Main Meeting**
 (Carving, coffee & cake, an opportunity to bring guests and potential new members) will be from
 9am to 1pm,
Saturday 7 April 2018



All our meeting dates and other information are shown on our website www.woodentopwoodcarvers.co.uk